INSTITUT MAX VON LAUE - PAUL LANGEVIN

Neutron Magnetic Scattering

Andrew Wildes

Institut Laue-Langevin, Grenoble

The plan

- How does the neutron interact with magnetism?
- The fundamental rule of neutron magnetic scattering
- Elastic scattering, and how to understand it
- Magnetic form factors

How does the neutron interact with magnetism?

Neutrons have no charge, but they do have a magnetic moment.

The magnetic moment is given by the neutron's spin angular momentum:

$$-\gamma \mu_N \hat{\sigma}$$

where:

- γ is a constant (=1.913)
- μ_N is the nuclear magneton
- $\hat{\sigma}$ is the quantum mechanical Pauli spin operator

Normally refer to it as a spin-1/2 particle

How does the neutron interact with magnetism?

INSTITUT MAX VON LAUE - PAUL LANGEVIN

NEUTRONS FOR SOCIETY

Through the cross-section!

$$\frac{\mathrm{d}^2\sigma}{\mathrm{d}\Omega\cdot\mathrm{d}E} = \frac{k'}{k}\left(\frac{m_n}{2\pi\hbar^2}\right)^2 \sum_{\xi,s} p_\xi p_s \sum_{\xi',s'} \left|\langle \boldsymbol{k}',s',\xi'|\hat{V}(\mathbf{r})|\boldsymbol{k},s,\xi\rangle\right|^2 \delta\left(\hbar\omega + E_\xi - E_{\xi'}\right)$$

Probabilities of initial target state and neutron spin

Conservation of energy

The *matrix element*, which contains all the physics.

G. L. Squires, *Introduction to the theory of thermal neutron scattering*, Dover Publications, New York, 1978
W. Marshall and S. W. Lovesey, *Theory of thermal neutron scattering*, Oxford University Press, Oxford, 1971
S. W. Lovesey, *Theory of neutron scattering from condensed matter*, Oxford University Press, Oxford, 1986

How does the neutron interact with magnetism?

NEUTRONS FOR SOCIETY®

$$\left|\langle \boldsymbol{k}',s',\xi'|\hat{V}(\mathbf{r})|\boldsymbol{k},s,\xi\rangle\right|^2$$

$\hat{V}(\mathbf{r})$ is the *pseudopotential*,
which for magnetism is given by:

$$\hat{V}_m(\mathbf{r}) = -\gamma\mu_N\hat{\boldsymbol{\sigma}}\cdot\mathbf{B}(\mathbf{r})$$

where $\mathbf{B}(\mathbf{r})$ is the magnetic induction.

G. L. Squires, *Introduction to the theory of thermal neutron scattering*, Dover Publications, New York, 1978
W. Marshall and S. W. Lovesey, *Theory of thermal neutron scattering*, Oxford University Press, Oxford, 1971
S. W. Lovesey, *Theory of neutron scattering from condensed matter*, Oxford University Press, Oxford, 1986

Elastic scattering

If the incident neutron energy = the final neutron energy, the scattering is *elastic*.

$$\frac{\mathrm{d}\sigma}{\mathrm{d}\Omega} = \left(\frac{m_n}{2\pi\hbar^2}\right)^2 \sum_{s'} p_s \left|\langle \boldsymbol{k}', s' | \hat{V}(\mathbf{r}) | \boldsymbol{k}, s \rangle\right|^2$$

Forget about the spins for the moment (*unpolarized* neutron scattering) and integrate over all **r**:

$$\langle \boldsymbol{k}' | \hat{V}(\mathbf{r}) | \boldsymbol{k} \rangle = \int \hat{V}(\mathbf{r}) e^{i\mathbf{Q}\cdot\mathbf{r}} \cdot \, d\mathbf{r}$$

Momentum transfer $\mathbf{Q} = \boldsymbol{k} - \boldsymbol{k}'$

The elastic cross-section is then directly proportional to the *Fourier transform squared* of the potential. Neutron scattering thus works in Fourier space, otherwise called *reciprocal space*.

Learn about Fourier transforms!

Evaluating $\langle k'|\hat{V}_m(\mathbf{r})|k\rangle$

(Squires, chapter 7)

INSTITUT MAX VON LAUE - PAUL LANGEVIN

Magnetism is caused by unpaired electrons or movement of charge.

Momentum, **p**

spin, **s**

$$\langle k'|\hat{V}_m(\mathbf{r}_i)|k\rangle =$$

Spin:

$$4\pi \exp(i\mathbf{Q}\cdot\mathbf{r}_i)\left\{\hat{\mathbf{Q}}\times(\mathbf{s}_i\times\hat{\mathbf{Q}})\right\}$$

Movement / Orbital

$$\frac{4\pi i}{\hbar Q}\exp(i\mathbf{Q}\cdot\mathbf{r}_i)(\mathbf{p}_i\times\hat{\mathbf{Q}})$$

Get used to vectors!

Evaluating $\langle k'|\hat{V}_m(\mathbf{r})|k\rangle$

(Squires, chapter 7)

INSTITUT MAX VON LAUE - PAUL LANGEVIN

Magnetism is caused by unpaired electrons or movement of charge.

Momentum, **p**

spin, **s**

$$\langle k'|\hat{V}_m(\mathbf{r}_i)|k\rangle =$$

Spin:

$$4\pi \exp(i\mathbf{Q}\cdot\mathbf{r}_i)\left\{\hat{\mathbf{Q}}\times(\mathbf{s}_i\times\hat{\mathbf{Q}})\right\}$$

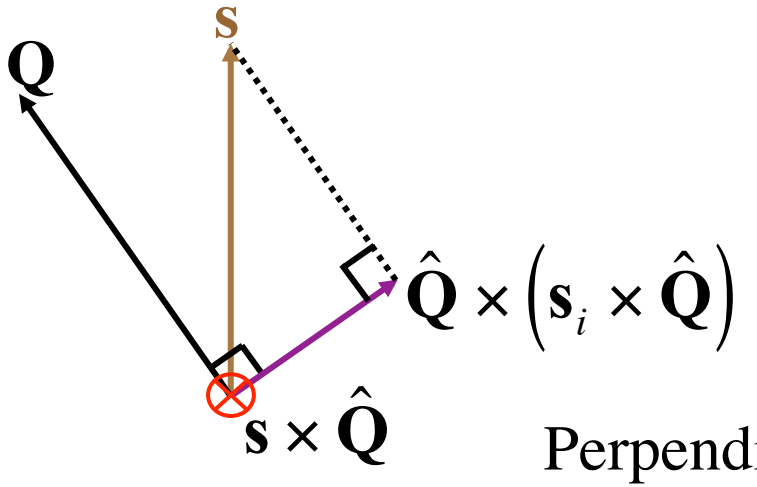

Perpendicular to **Q**

Movement / Orbital

$$\frac{4\pi i}{\hbar Q}\exp(i\mathbf{Q}\cdot\mathbf{r}_i)(\mathbf{p}_i\times\hat{\mathbf{Q}})$$

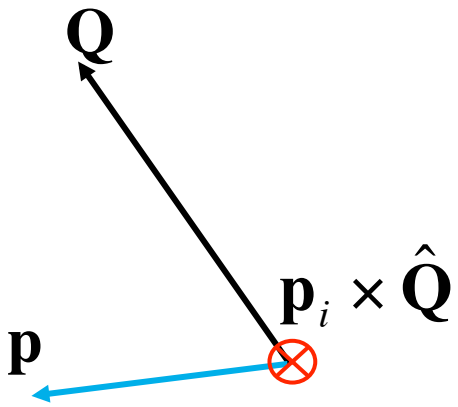

The fundamental rule of neutron magnetic scattering

Neutrons *only ever* see the components of the magnetization that are *perpendicular* to the scattering vector!

The fundamental rule of neutron magnetic scattering

Taking elastic scattering again:

$$\frac{\mathrm{d}\sigma}{\mathrm{d}\Omega} = \left(\frac{m_n}{2\pi\hbar^2}\right)^2 \left|\langle \boldsymbol{k}' | \hat{V}(\mathbf{r}) | \boldsymbol{k} \rangle\right|^2$$

Neutron scattering therefore probes the components of the sample magnetization that are *perpendicular* to the neutron's momentum transfer, **Q**.

$$\int V_m(\mathbf{r}) e^{i\mathbf{Q}\cdot\mathbf{r}} \cdot d\mathbf{r} = \mathbf{M}_\perp(\mathbf{Q})$$

and $$\frac{d\sigma_{magnetic}}{d\Omega} = \left\langle \mathbf{M}_\perp^*(\mathbf{Q}) \right\rangle \left\langle \mathbf{M}_\perp(\mathbf{Q}) \right\rangle$$

Neutron scattering measures the *correlations* in magnetization,
i.e. the influence a magnetic moment has on its neighbours.

It is capable of doing this over all length scales, limited only by wavelength.

Learn your Fourier transforms!

and

Learn and understand the convolution theorem!

$$f(r) \otimes g(r) = \int f(x) g(r-x) \cdot dx$$

$$\Im(f(r)) = F(q)$$

$$\Im(g(r)) = G(q)$$

$$\Im(f(r) \otimes g(r)) = F(q) \times G(q)$$

Fourier Transforms $F(\mathbf{Q}) = \int f(\mathbf{r}) e^{i\mathbf{Q}\cdot\mathbf{r}} \cdot d\mathbf{r}$

INSTITUT MAX VON LAUE - PAUL LANGEVIN

NEUTRONS FOR SOCIETY

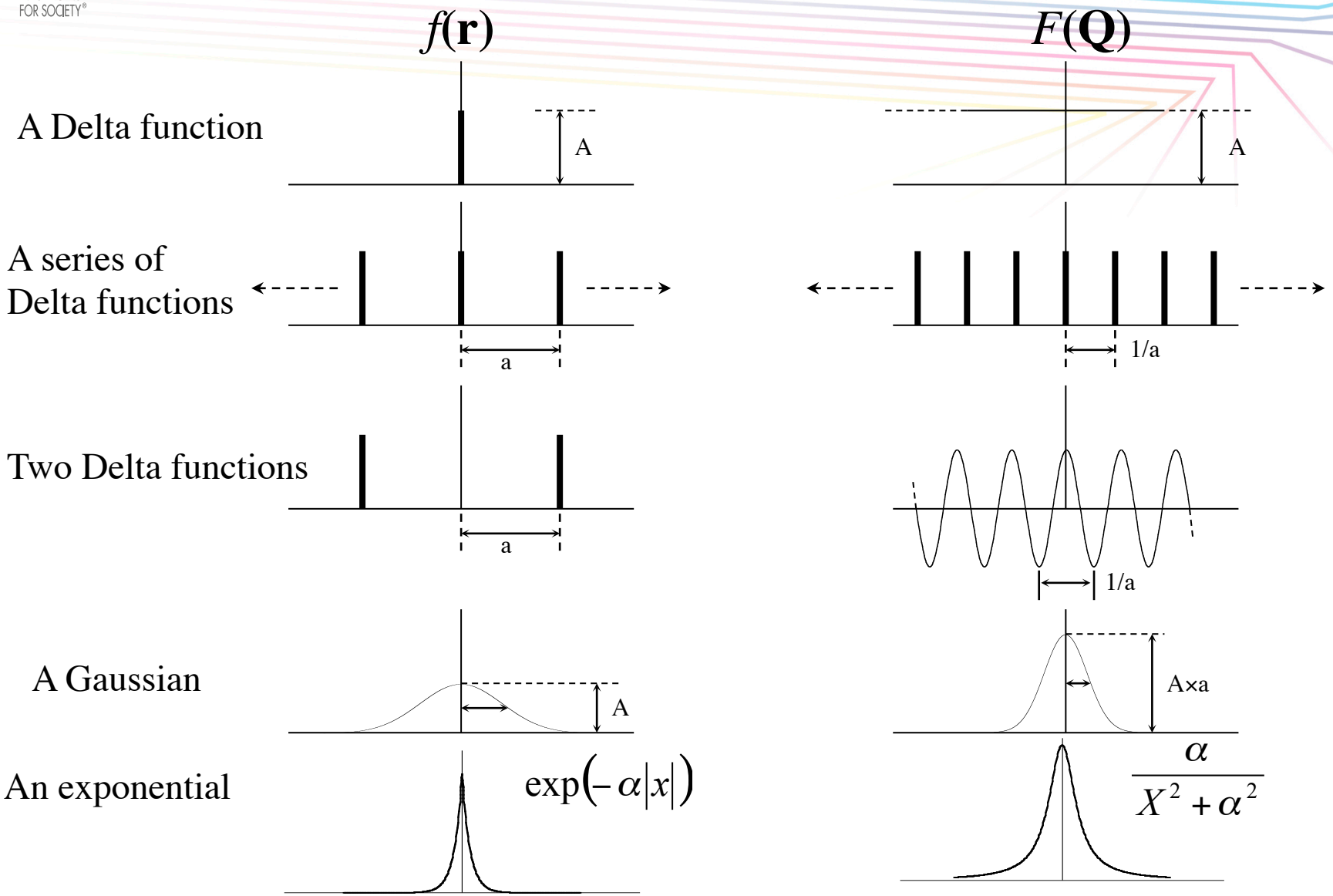

Elastic scattering

NEUTRONS FOR SOCIETY

$$\frac{d\sigma}{d\Omega} = \left(\frac{m_n}{2\pi\hbar^2}\right)^2 \sum_{\xi',s'} p_s \left|\langle \boldsymbol{k}',s'|\hat{V}(\mathbf{r})|\boldsymbol{k},s\rangle\right|^2$$

$$\propto \underbrace{\int \left|\langle \hat{V} \rangle\right|^2 e^{i\mathbf{Q}\cdot\mathbf{r}} \cdot d\mathbf{r}}_{\text{The contribution from the average structure of the sample: } \textit{Long-range} \text{ order}} + \underbrace{\left(\left|\langle \hat{V}^2 \rangle\right| - \left|\langle \hat{V} \rangle\right|^2\right) \int z(\mathbf{r}) e^{i\mathbf{Q}\cdot\mathbf{r}} \cdot d\mathbf{r}}_{\text{The contribution from deviations from the average structure: } \textit{Short-range} \text{ order}}$$

Magnetic structure determination

INSTITUT MAX VON LAUE - PAUL LANGEVIN

Crystalline structures

$$\frac{d\sigma}{d\Omega} \propto \int \left| \left\langle \hat{V} \right\rangle \right|^2 e^{i\mathbf{Q}\cdot\mathbf{r}} \cdot d\mathbf{r}$$

The Fourier transform from a series of delta-functions

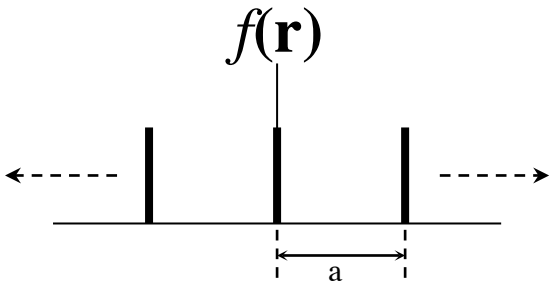

Bragg's Law: $2d\sin\theta=\lambda$

Leads to Magnetic Crystallography

Superconductivity

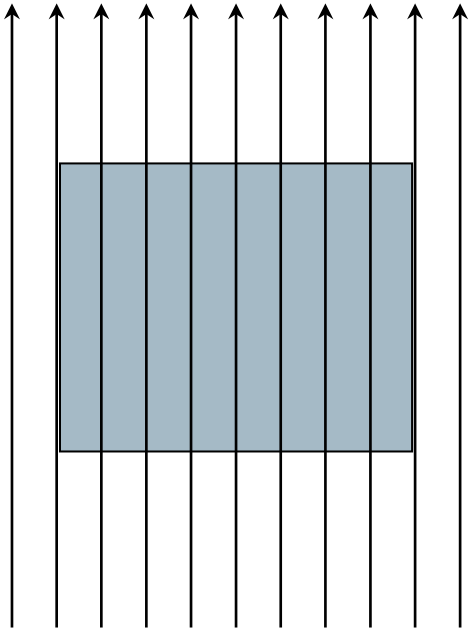

Normal state

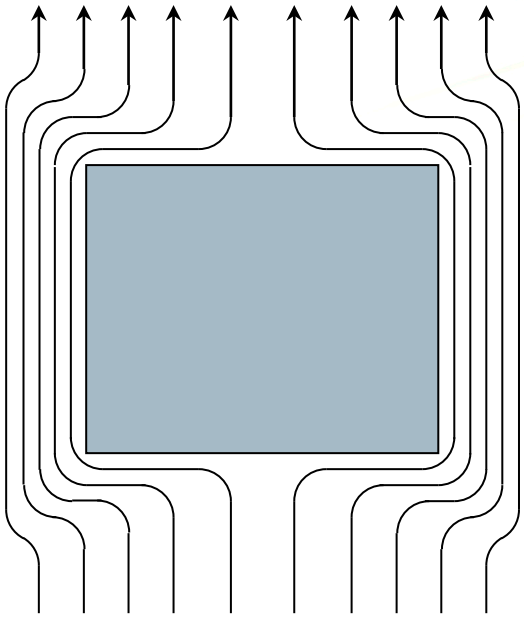

Superconducting state

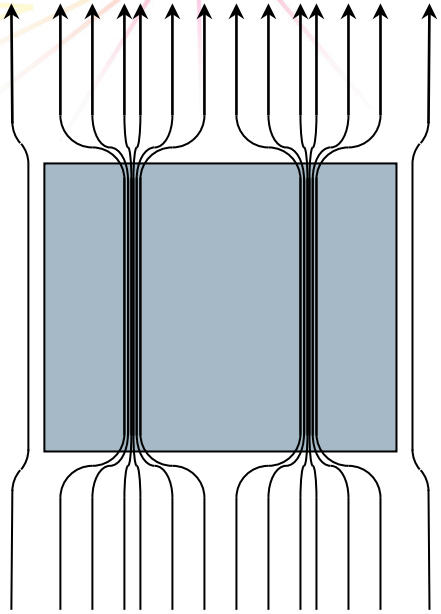

Flux line lattice

A simple example of magnetic elastic scattering

MgB_2 is a superconductor below 39K, and expels all magnetic field lines (Meissner effect). Above a critical field, flux lines penetrate the sample.

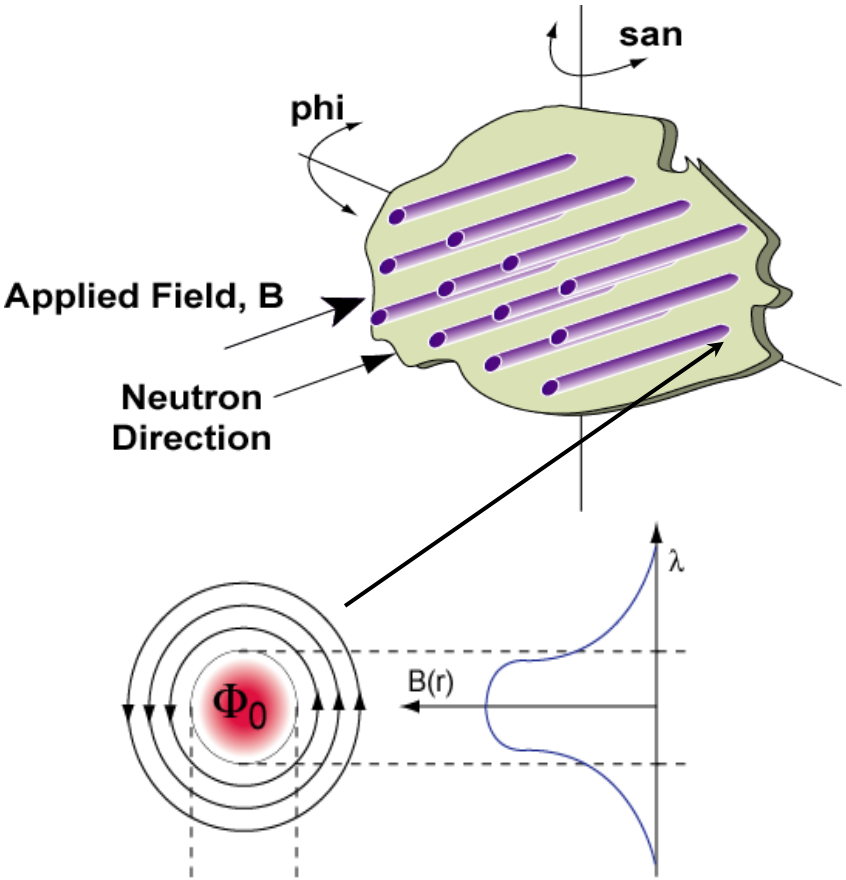

Scattering geometry

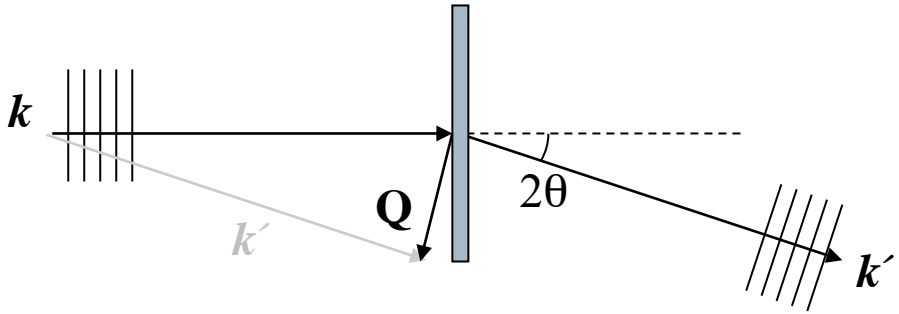

The momentum transfer, **Q**, is roughly perpendicular to the flux lines, therefore all the magnetization is seen.

(recall $\frac{d\sigma_{magnetic}}{d\Omega} = \langle \mathbf{M}_{\perp}^{*}(\mathbf{Q}) \rangle \langle \mathbf{M}_{\perp}(\mathbf{Q}) \rangle$)

A simple example of magnetic elastic scattering

MgB_2 is a superconductor below 39K, and expels all magnetic field lines (Meissner effect). Above a critical field, flux lines penetrate the sample.

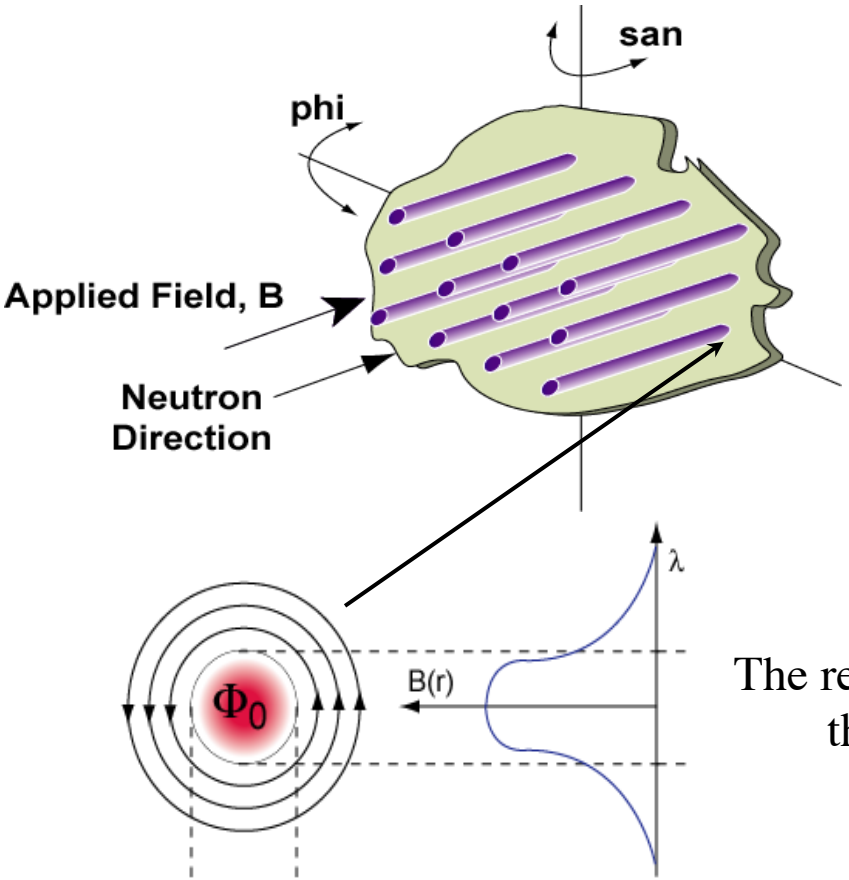

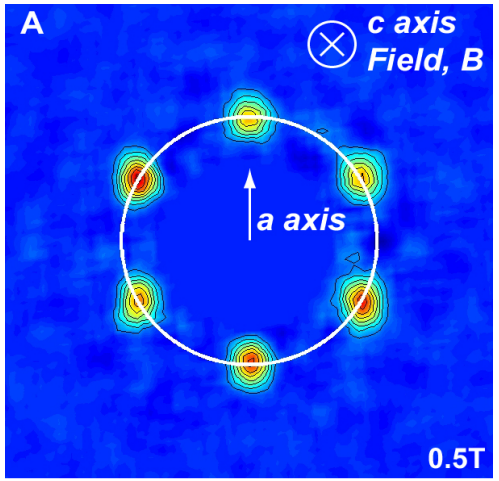

~2°

Via Bragg's Law

$2d\sin\theta=\lambda$

$\lambda = 10$ Å

$d = 425$Å

The reciprocal lattice has 60° rotational symmetry, therefore the flux line lattice is hexagonal

Cubitt et. al. Phys. Rev. Lett. **91** 047002 (2003)

Cubitt et. al. Phys. Rev. Lett. **90** 157002 (2003)

Flux line lattices

INSTITUT MAX VON LAUE - PAUL LANGEVIN

Pure Niobium

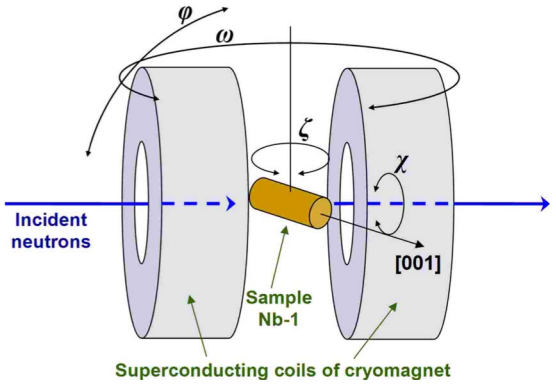

200 mT

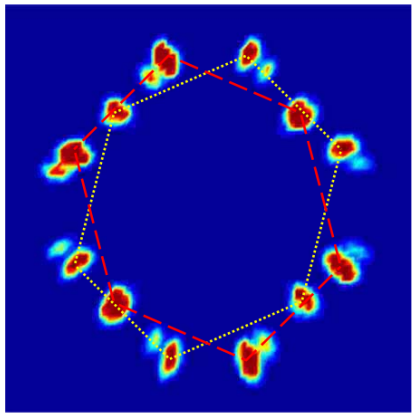

0.1° to (110)
1.9° to [001]

350 mT

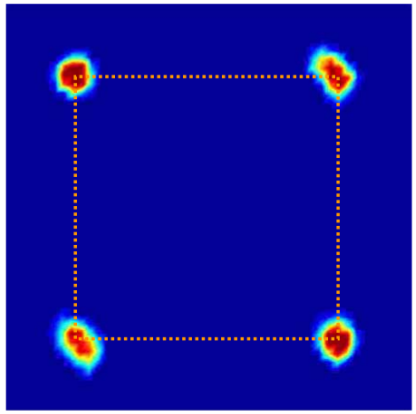

0.1° to (110)
1.9° to [001]

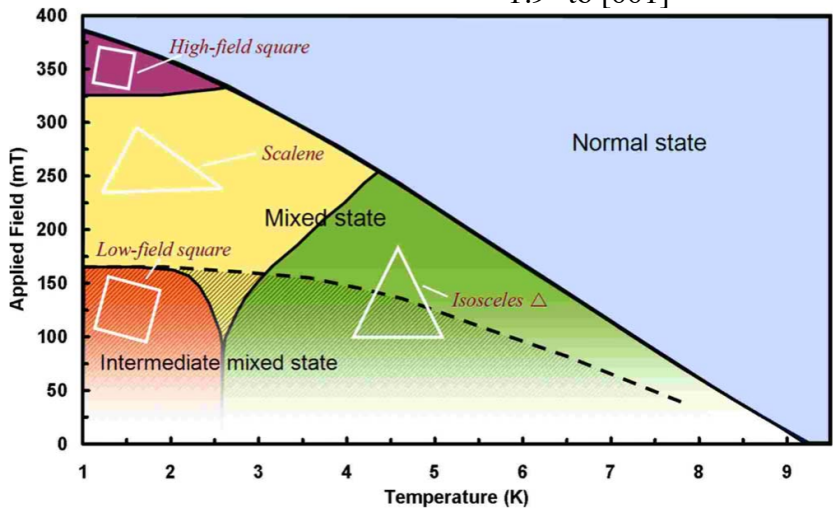

M. Laver et. al. Phys. Rev. B **79** 014518 (2009)

Antiferromagnetism in MnO

Bragg peaks from crystal structure

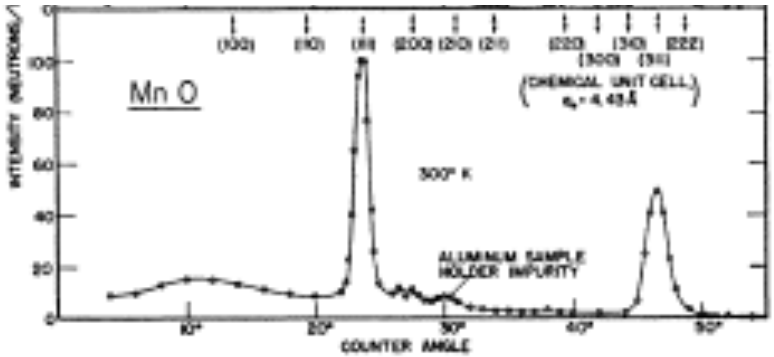

FIG. 1. Neutron diffraction patterns for MnO at room temperature and at 80°K.

300K (paramagnetic)

C. G. Shull & J. S. Smart, Phys. Rev. **76** (1949) 1256

Antiferromagnetism in MnO

Bragg peaks from crystal structure

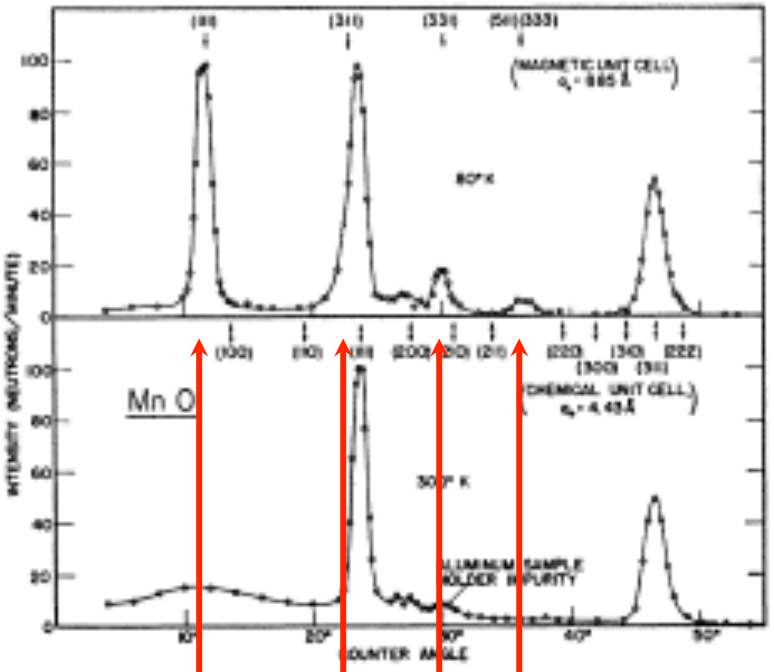

FIG. 1. Neutron diffraction patterns for MnO at room temperature and at 80°K.

80K (antiferromagnetic)

300K (paramagnetic)

New Bragg peaks

C. G. Shull & J. S. Smart, Phys. Rev. **76** (1949) 1256

Antiferromagnetism in MnO

New magnetic Bragg peaks

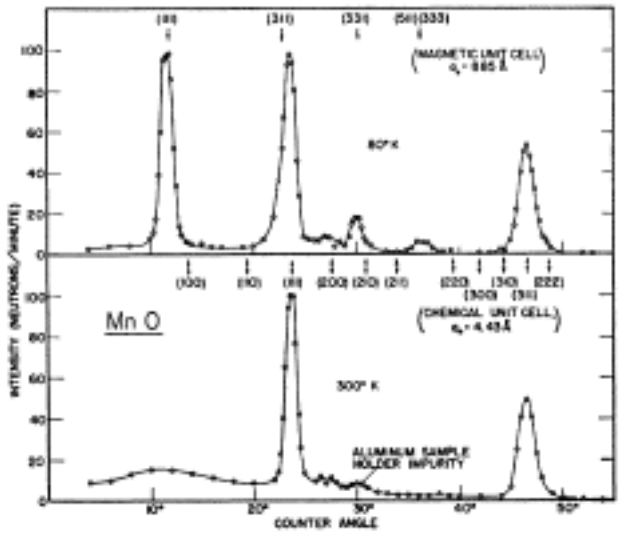

FIG. 1. Neutron diffraction patterns for MnO at room temperature and at 80°K.

C. G. Shull & J. S. Smart, Phys. Rev. **76** (1949) 1256

Magnetic structure

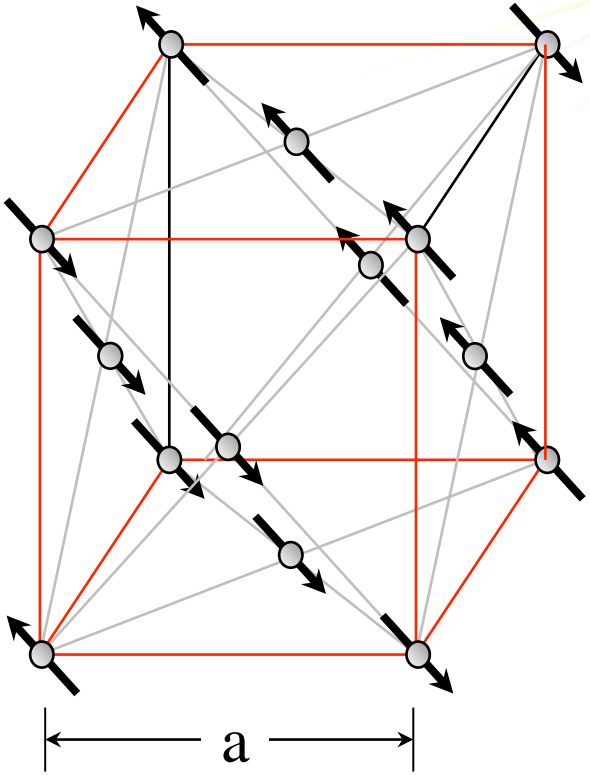

Magnetic unit cell

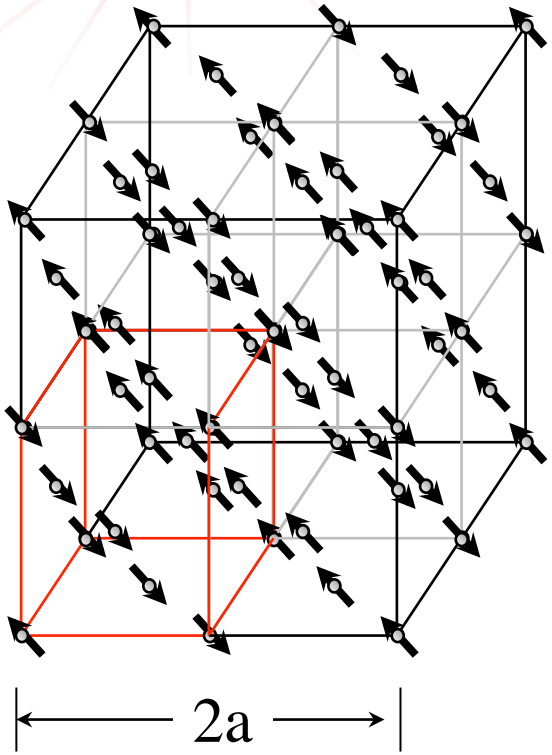

C. G. Shull *et al.*, Phys. Rev. **83** (1951) 333

H. Shaked *et al.*, Phys. Rev. B **38** (1988) 11901

Antiferromagnetism in MnO

INSTITUT MAX VON LAUE - PAUL LANGEVIN

NEUTRONS FOR SOCIETY

The moments are said to lie in the (111) plane

H. Shaked *et al*., Phys. Rev. B **38** (1988) 11901

Real space

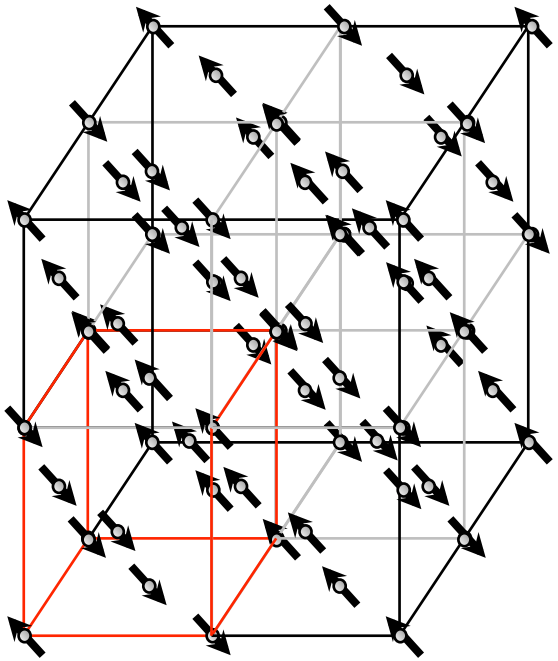

Reciprocal space

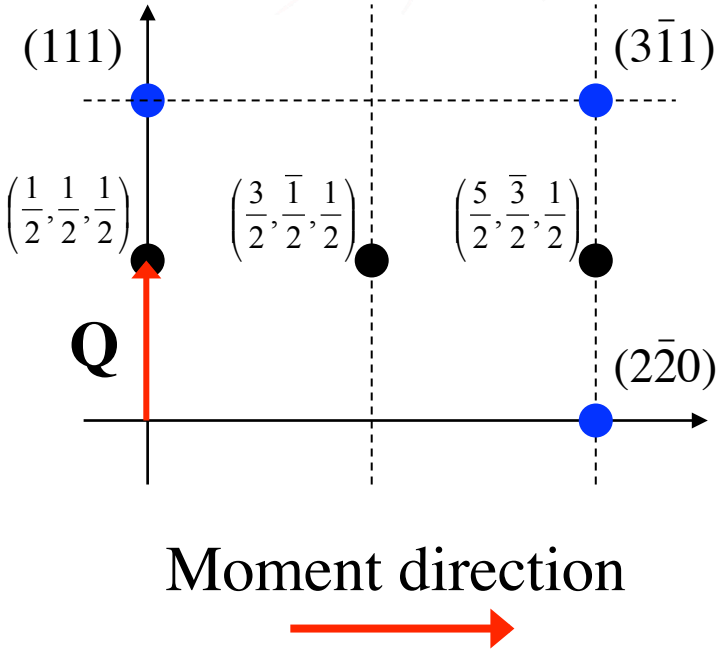

Moment direction

fcc lattice

(i.e. *h*,*k*,*l*) all even or all odd

Antiferromagnetism in MnO

INSTITUT MAX VON LAUE - PAUL LANGEVIN

NEUTRONS FOR SOCIETY

The moments are said to lie in the (111) plane

H. Shaked *et al.*, Phys. Rev. B **38** (1988) 11901

Real space

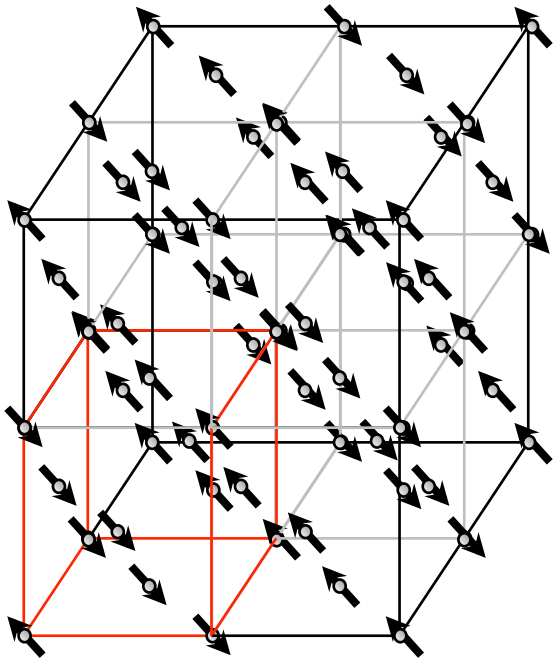

fcc lattice

(i.e. *h*,*k*,*l*) all even or all odd

Reciprocal space

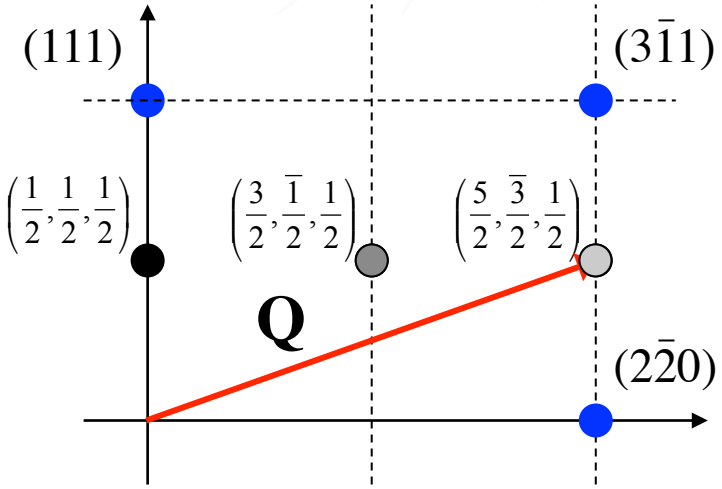

Moment direction

The magnetic structure of $Tb_{11}Ni_4In_9$

INSTITUT MAX VON LAUE - PAUL LANGEVIN

NEUTRONS FOR SOCIETY

5 different types of Tb sites

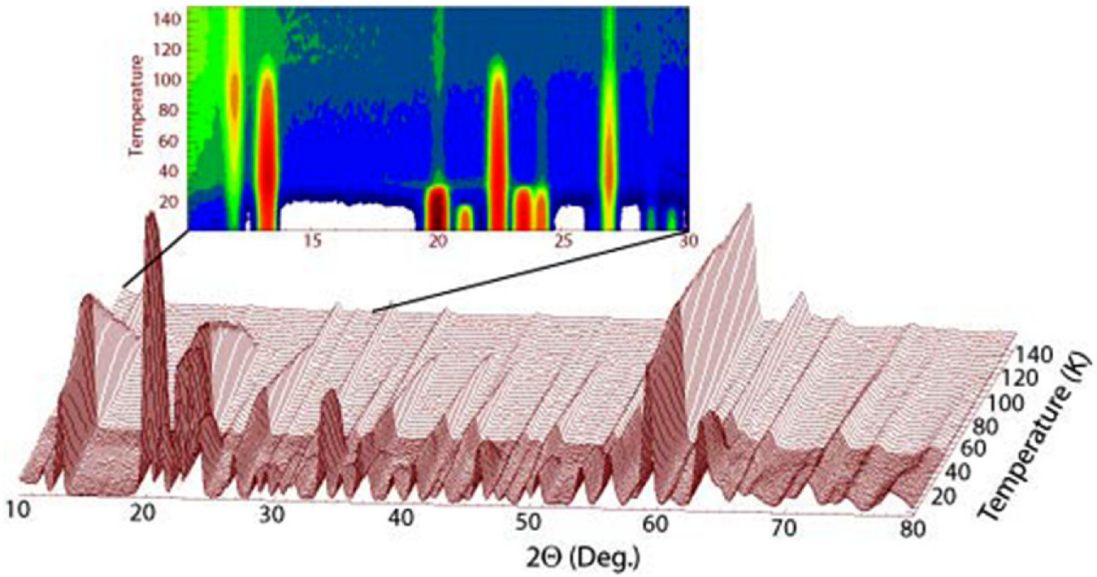

C. Ritter *et al.*, JPCM **27** (2015) 476001

MnO and $Tb_{11}Ni_4In_9$ have *commensurate* magnetic structures

$35 \leq T \leq 135$ K

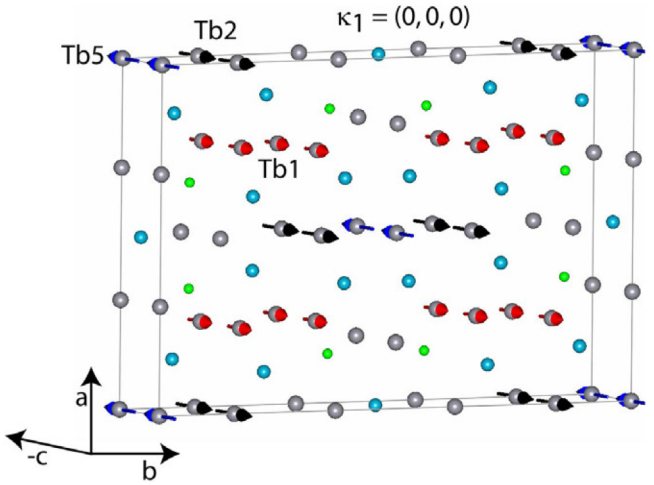

T = 2 K

$\kappa_1 = (0,0,0) + \kappa_2 = (0,0,1/2) + \kappa_3 = (0,1,1/2)$

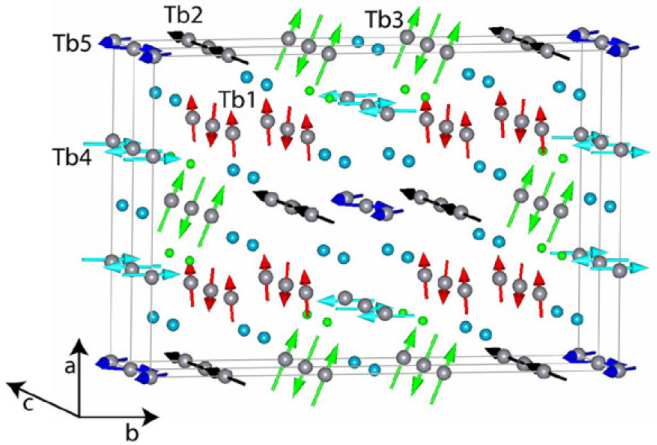

Antiferromagnetism in Chromium

INSTITUT MAX VON LAUE - PAUL LANGEVIN

The Fourier Transform for two Delta functions:

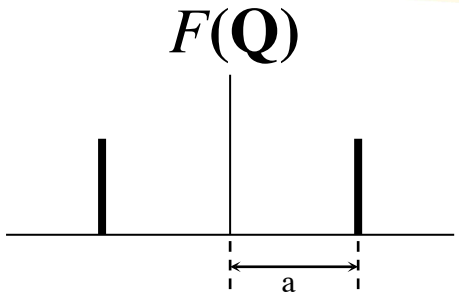

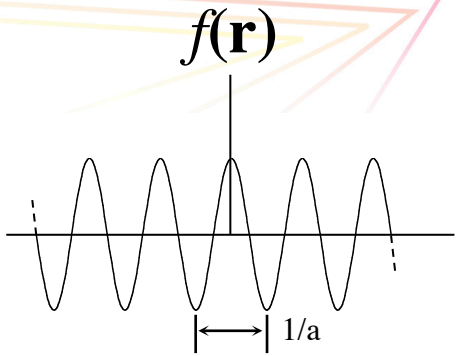

E.Fawcett, Rev. Mod. Phys. **60** (1988) 209

Chromium is an example of an *itinerant*, *incommensurate* antiferromagnet

Reciprocal space

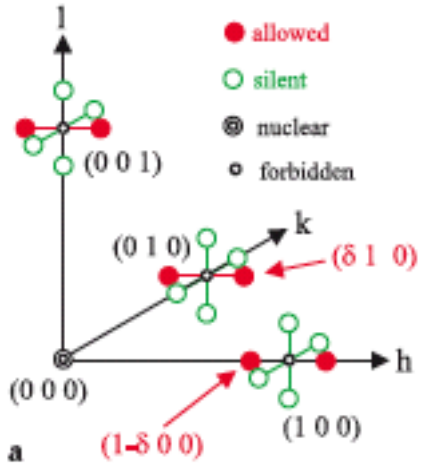

Real space

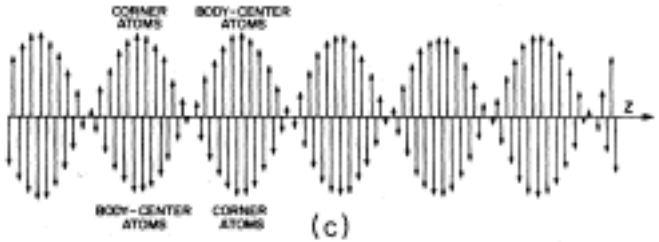

a Spin Density wave

Magnetic structure of Holmium

INSTITUT MAX VON LAUE - PAUL LANGEVIN

Scan along [00*l*], incommensurate peaks

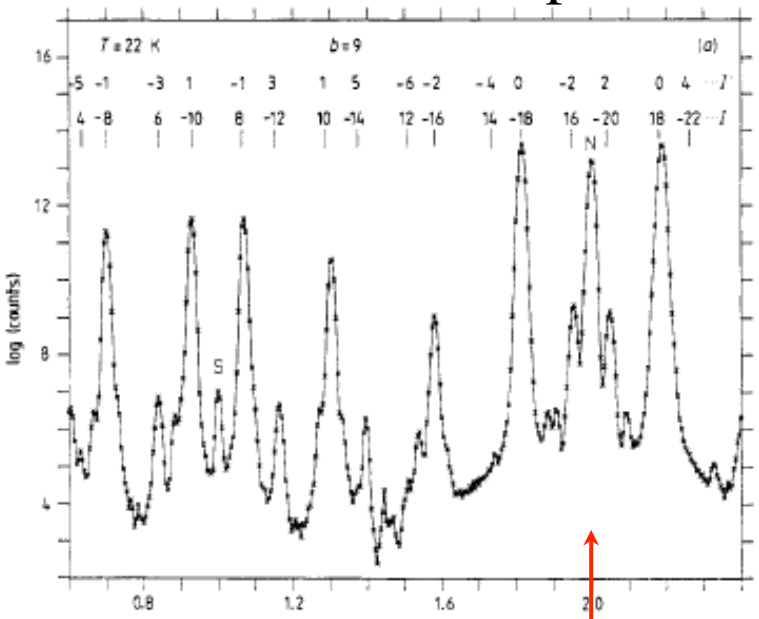

l (rlu)

Nuclear peak

Real space structures

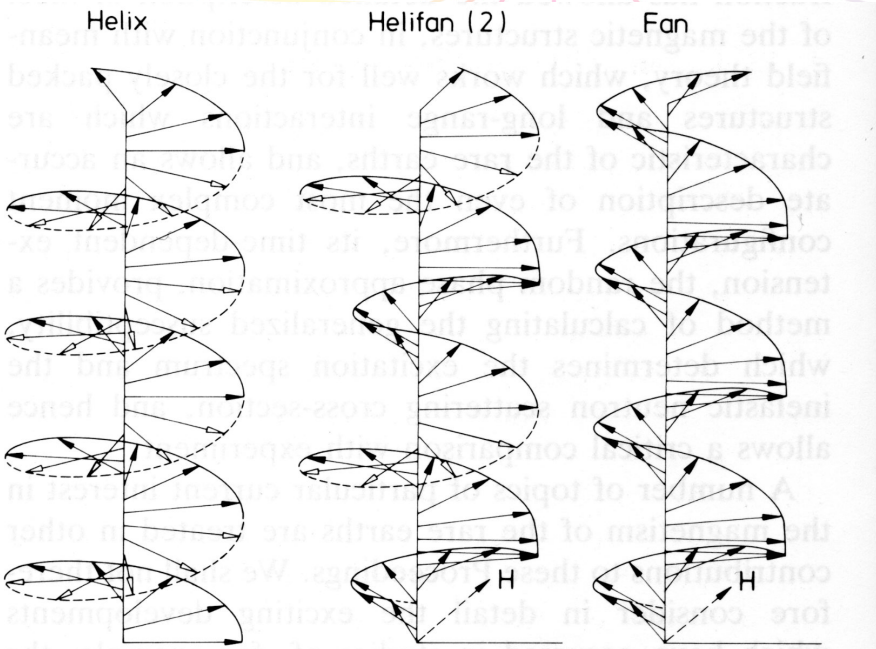

W. C. Koehler, in *Magnetic Properties of Rare Earth Metals*, ed. R. J. Elliot (Plenum Press, London, 1972) p. 81

R. A. Cowley and S. Bates, J. Phys. C **21** (1988) 4113

A. R. Mackintosh and J. Jensen, Physica B **180 & 181** (1992) 1

Skyrmions in MnSi

INSTITUT MAX VON LAUE - PAUL LANGEVIN

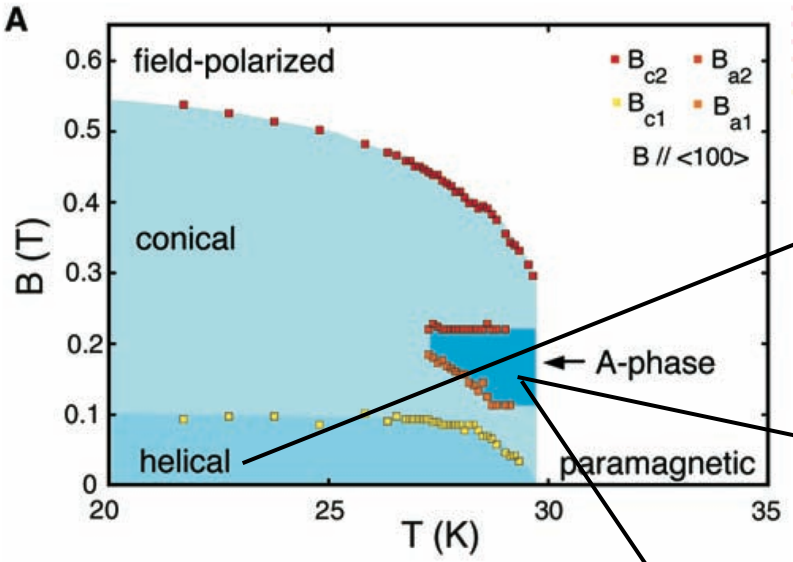

S. Mühlbauer et. al. Science **323** 915 (2009)

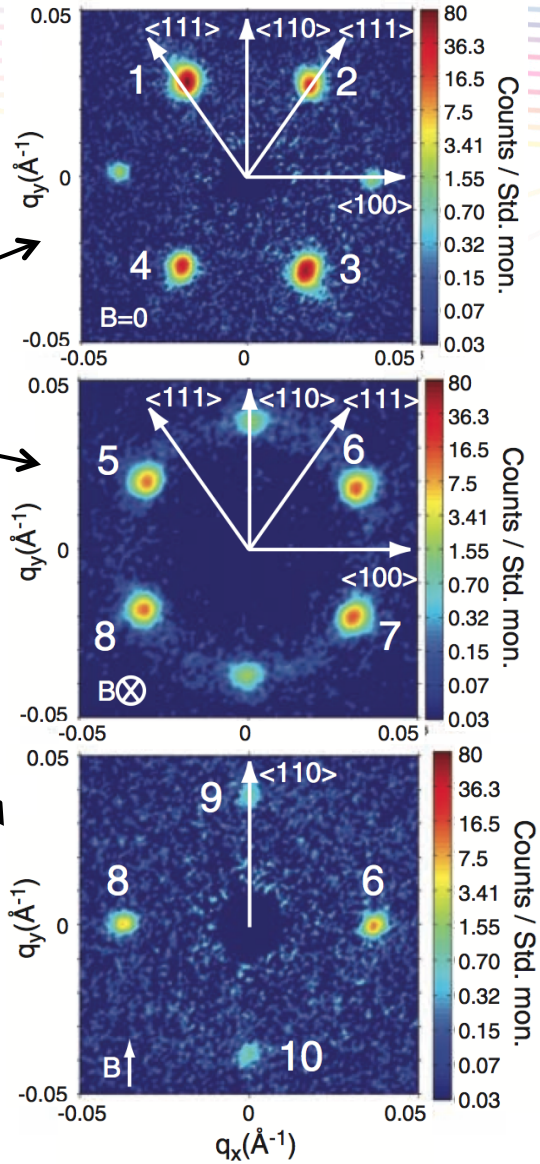

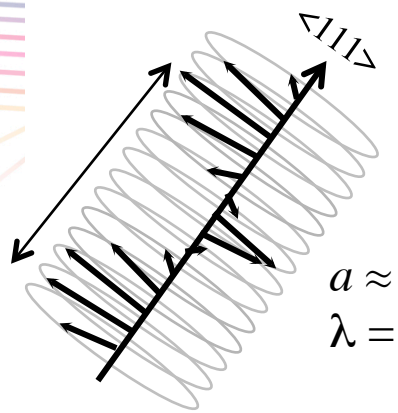

$a \approx 4.56$ Å
$\lambda = 190$ Å



The ‘Family Tree’ of Magnetism

INSTITUT MAX VON LAUE - PAUL LANGEVIN

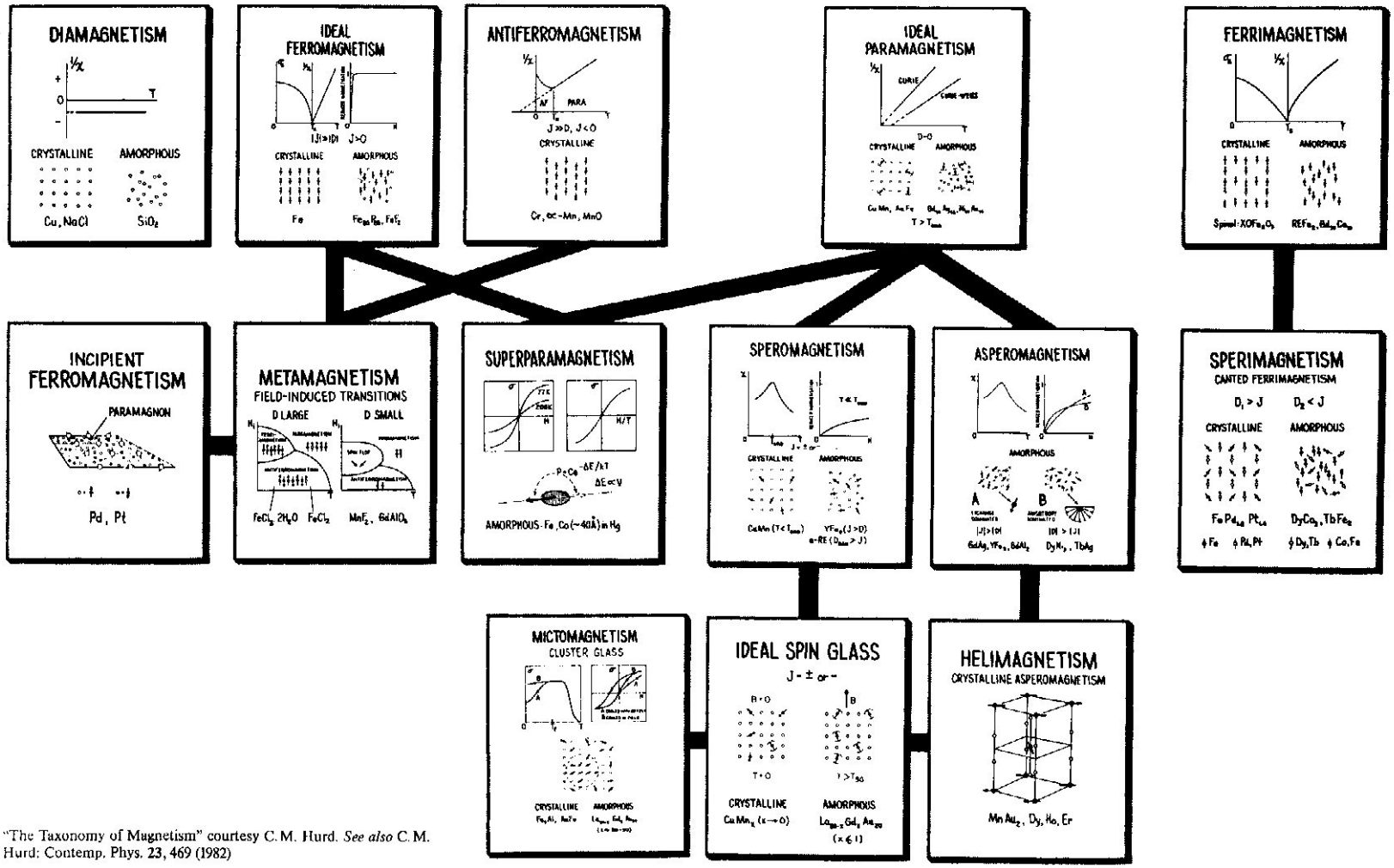

"The Taxonomy of Mugnetism" courtesy C. M. Hurd. *See also* C. M. Hurd: Contemp. Phys. 23, 469 (1982)

Magnetic form factors

A magnetic moment is spread out in space
Unpaired electrons can be found in orbitals, or in band structures

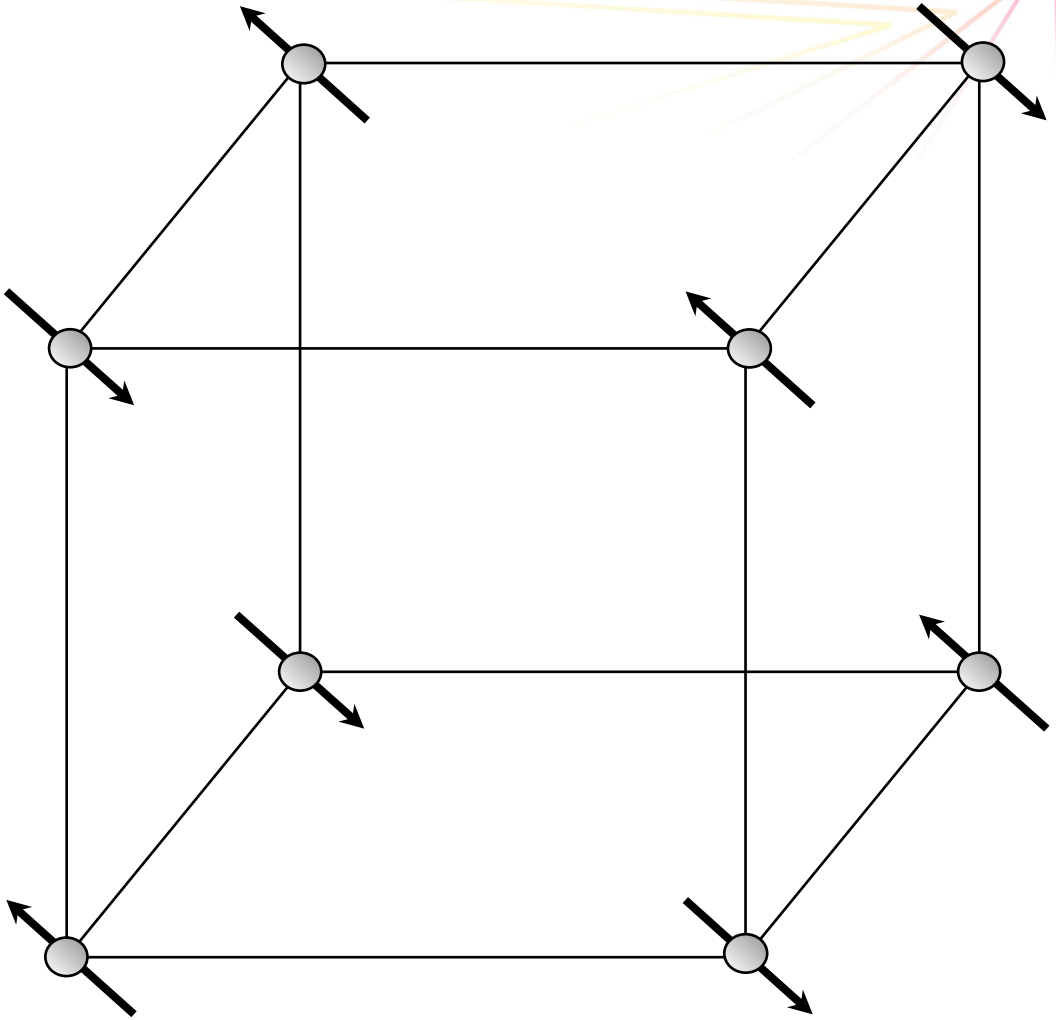

Magnetic form factors

A magnetic moment is spread out in space
Unpaired electrons can be found in orbitals, or in band structures



Magnetic form factors

A magnetic moment is spread out in space
Unpaired electrons can be found in orbitals, or in band structures

e.g.
Take a magnetic ion with total spin **S** at position **R**
The (normalized) density of the spin is $s_d(\mathbf{r})$
around the equilibrium position

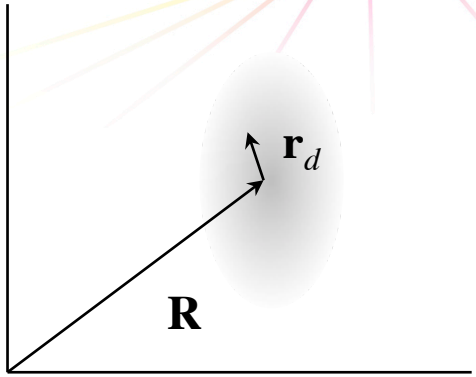

$$\mathbf{M}(\mathbf{Q}) = \int \mathbf{M}(\mathbf{r}) e^{i\mathbf{Q}\cdot\mathbf{r}} \cdot d\mathbf{r}$$

$$\propto \int s_d e^{i\mathbf{Q}\cdot\mathbf{r}_d} \cdot d\mathbf{r}_d \int S(\mathbf{R}) e^{i\mathbf{Q}\cdot\mathbf{R}} \cdot d\mathbf{R}$$

$$= f(Q) \int S(\mathbf{R}) e^{i\mathbf{Q}\cdot\mathbf{R}} \cdot d\mathbf{R}$$

$$f(Q) = \int s_d e^{i\mathbf{Q}\cdot\mathbf{r}_d} \cdot d\mathbf{r}_d$$

$f(Q)$ is the *magnetic form factor*
It arises from the *spatial distribution* of *unpaired electrons* around a magnetic atom

Magnetic form factors

$f(Q)$ is the *magnetic form factor*
It arises from the *spatial distribution* of *unpaired electrons* around a magnetic atom

$$\frac{d\sigma_{magnetic}}{d\Omega} = \left\langle \mathbf{M}^*_{\perp}(\mathbf{Q}) \right\rangle \left\langle \mathbf{M}_{\perp}(\mathbf{Q}) \right\rangle$$
$$\propto f^2(Q) \int S_{\perp}(\mathbf{R}_i) S^*_{\perp}(\mathbf{R}_j) e^{i\mathbf{Q}\cdot(\mathbf{R}_i - \mathbf{R}_j)} \cdot d\mathbf{R}$$

There is no form factor for nuclear scattering, as the nucleus can be considered as a point compared to the neutron wavelength

Magnetic form factors

Approximations for the form factors are tabulated

(P. J. Brown, International Tables of Crystallography, Volume C, section 4.4.5)

$$f(Q) = C_1\langle j_0(Q/4\pi)\rangle + C_2\langle j_2(Q/4\pi)\rangle + C_4\langle j_4(Q/4\pi)\rangle + \ldots$$

Form factors for iron

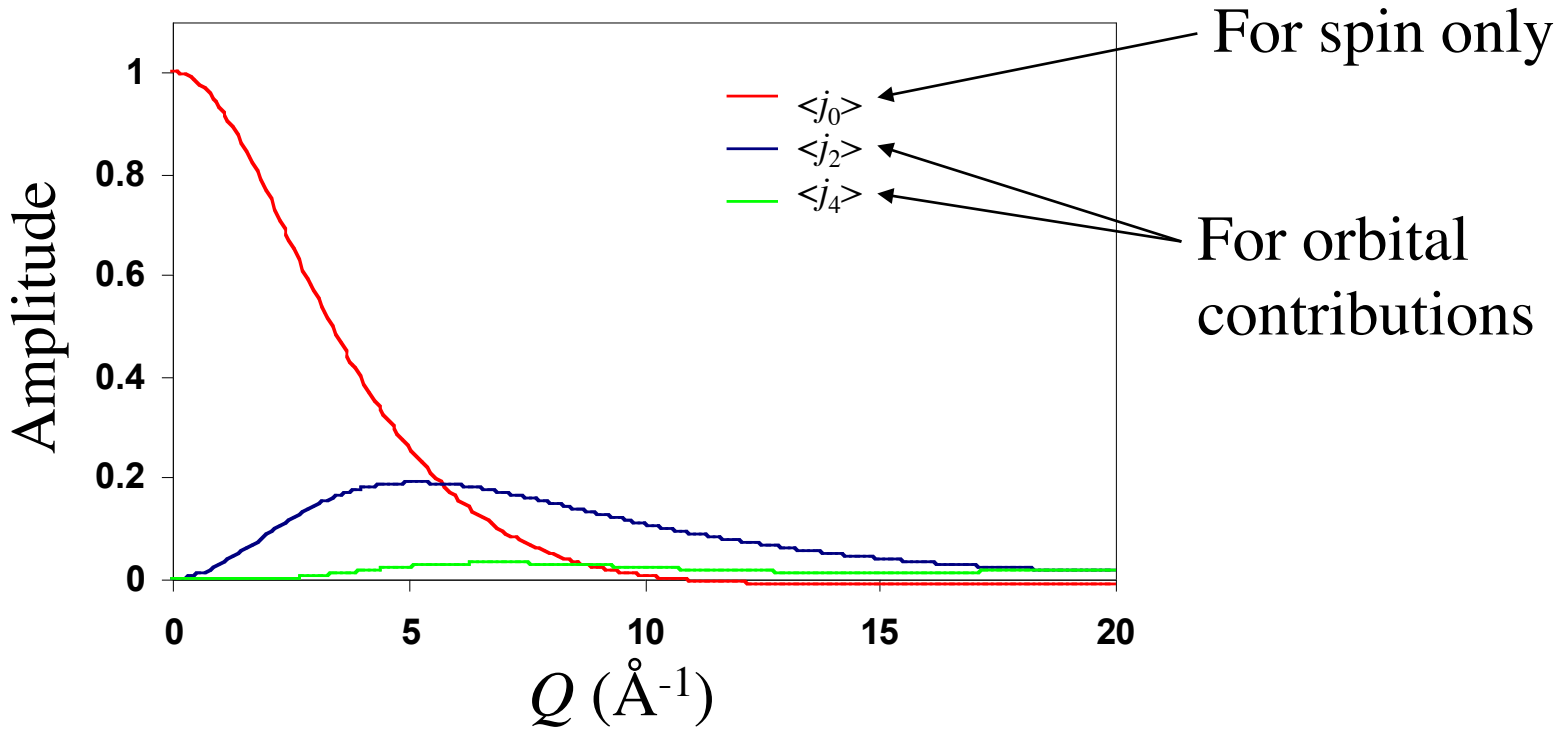

Magnetic electron density

INSTITUT MAX VON LAUE - PAUL LANGEVIN

Nickel

H. A. Mook., Phys. Rev. **148** (1966) 495

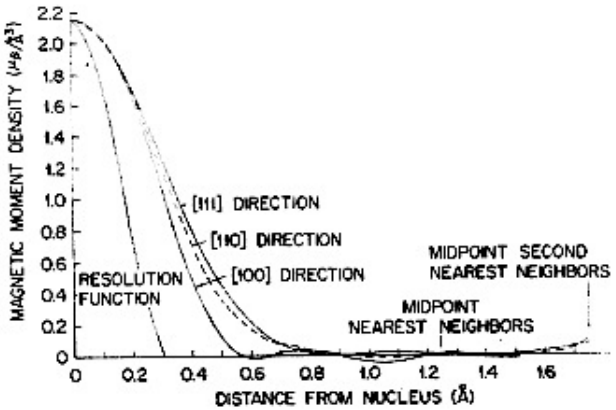

FIG. 1. Distribution of magnetic moment density along the three major crystallographic directions.

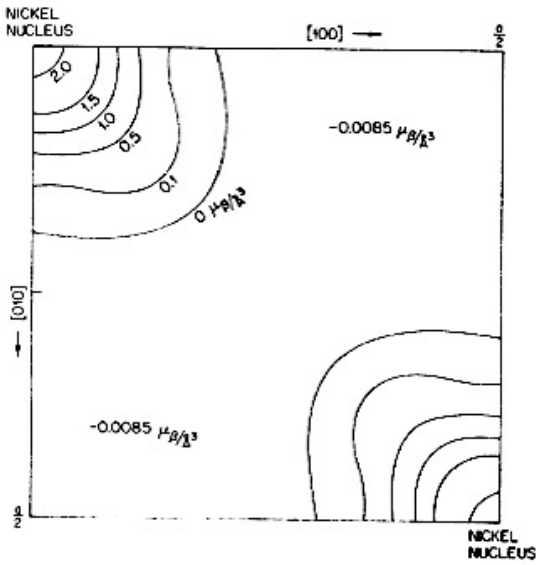

FIG. 4. The magnetic moment distribution in the [100] plane.

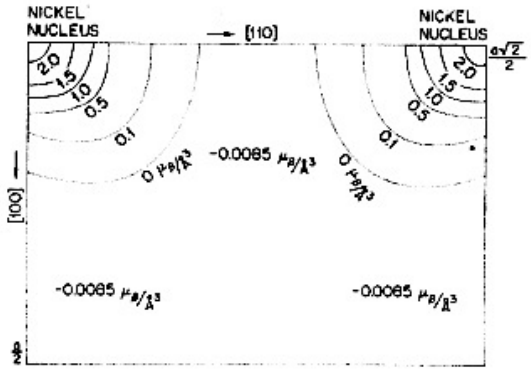

FIG. 5. The magnetic moment distribution in the [110] plane.

Magnetic electron density

$$f(Q) = \int s_d e^{i\mathbf{Q}\cdot\mathbf{r}_d} \cdot d\mathbf{r}_d$$

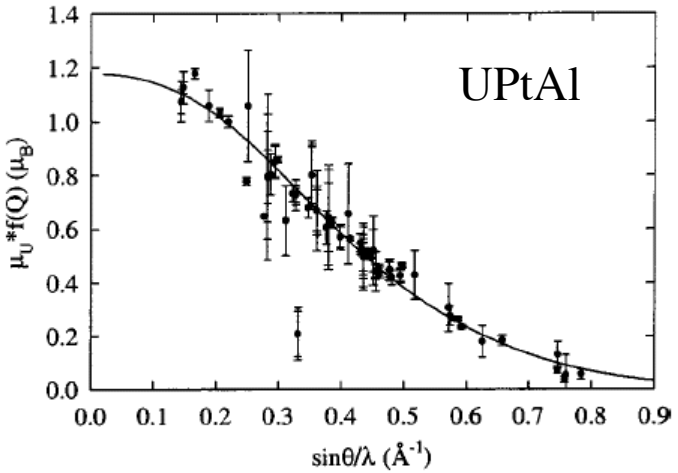

P. Javorsky *et al.*, Phys. Rev. B **67** (2003) 224429

From the form factors, the magnetic moment density in the unit cell can be derived

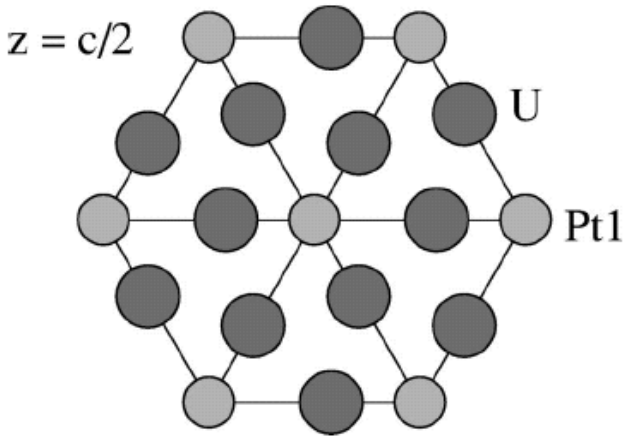

crystal structure

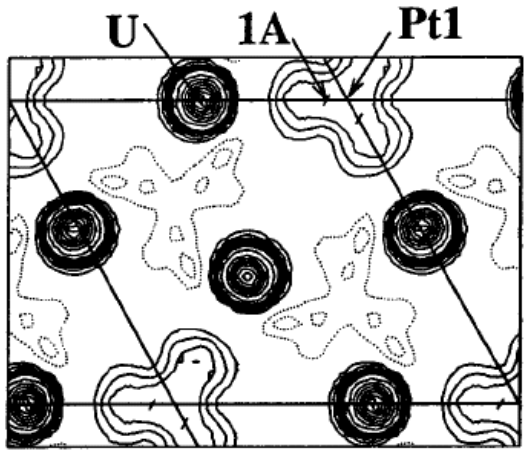

magnetic moment density

Conclusions:

- Learn your Fourier transforms
- Get used to using vectors
- Neutrons only ever see the components of the magnetization, **M**, that are *perpendicular* to the scattering vector, **Q**
- Magnetization is distributed in space, therefore the magnetic scattering has a *form factor*

The plan

- Inelastic scattering
  - Crystal fields and molecular magnets
  - Magnons
  - Spin wave continua
- Generalized susceptibility
- Critical scattering
- Short-ranged order

Neutron inelastic scattering

Magnetic fluctuations are governed by a wave equation:

$$H\psi = E\,\psi$$

The Hamiltonian is given by the physics of the material.

Given a Hamiltonian, H, the energies E can be calculated.
(this is sometimes very difficult)

Neutrons measure the energy, E, of the magnetic fluctuations, therefore probing the free parameters in the Hamiltonian.

Crystal fields

The crystal field is an electric field on an atom caused by neighbouring atoms in the sample.

It may lift the degeneracy of the energy levels for the atomic electrons.

If the electrons are unpaired, neutrons can cause the electrons to jump between the energy levels.

Because the crystal field is at a single atomic site, the inelastic scattering is essentially independent of **Q**.

Fourier transform

A Delta function

Crystal fields in $NdPd_2Al_3$

INSTITUT MAX VON LAUE - PAUL LANGEVIN

$$H = \sum_{l=2,4,6} B_l^0 O_l^0 + \sum_{l=2,4} B_l^4 O_l^4$$

O = Stevens parameters
(K. W. Stevens, Proc. Phys. Soc A**65** (1952) 209)
B = CF parameters,
measured by neutrons

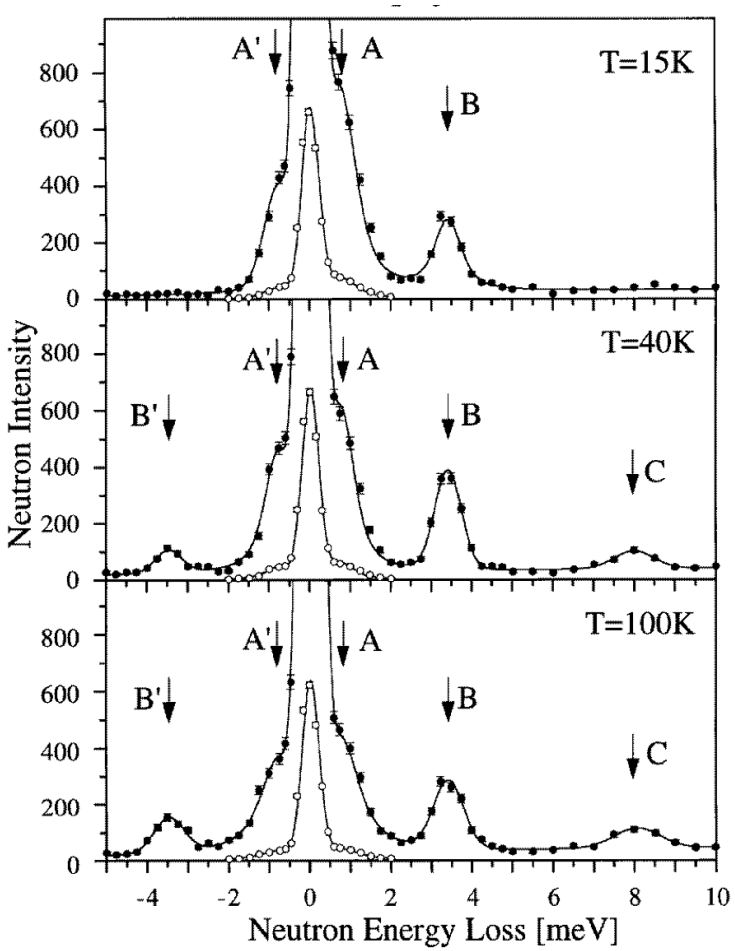

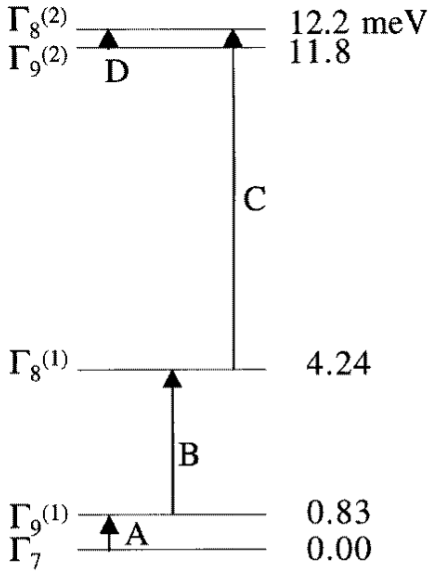

A. Dönni *et al.*, J. Phys.: Condens. Matter **9** (1997) 5921

O. Moze., *Handbook of magnetic materials* vol. 11, 1998 Elsevier, Amsterdam, p.493

Molecular magnets

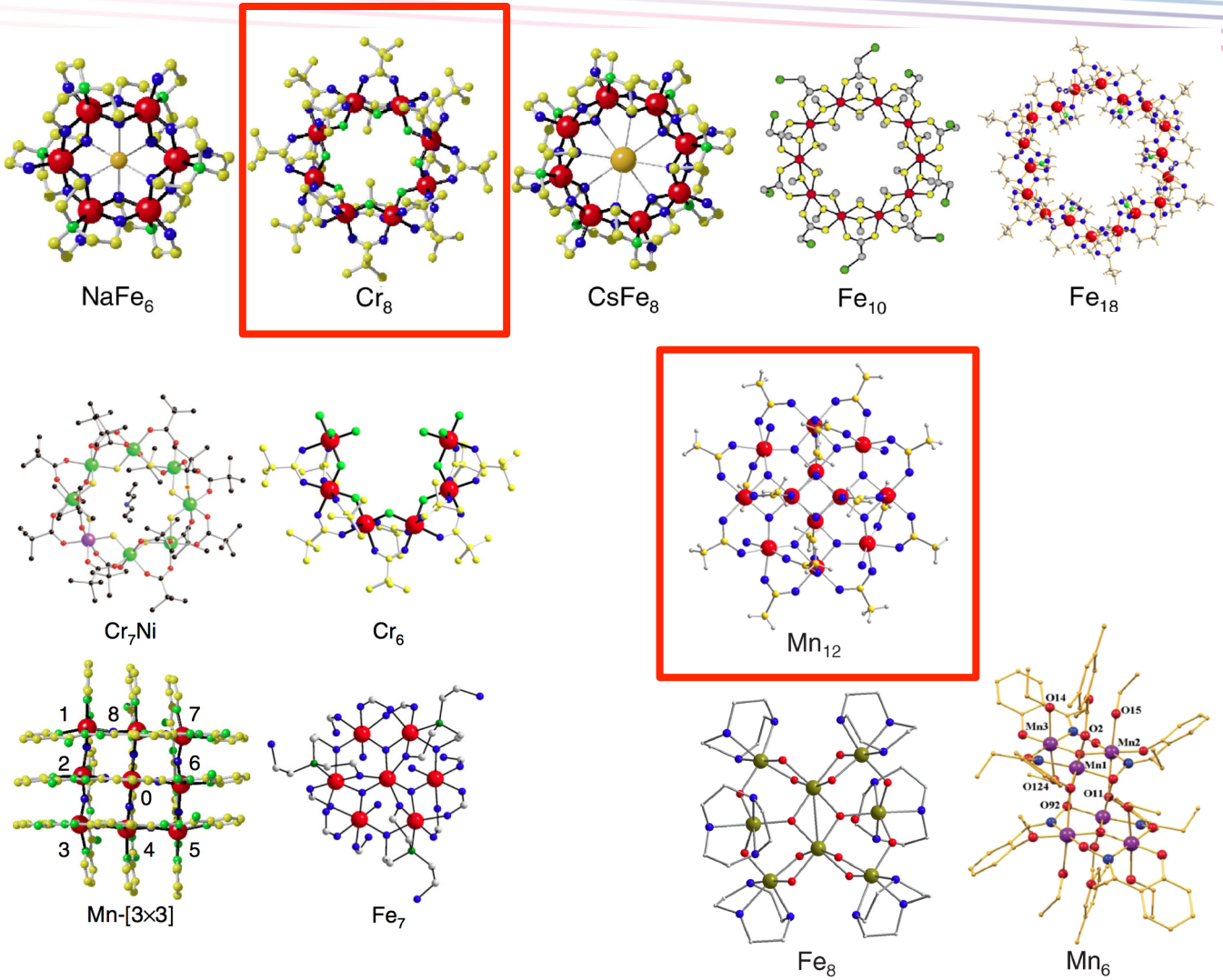

A. Furrer and O. Waldmann, Rev. Mod. Phys. **85** (2013) 367

Quantum tunneling in Mn_{12}-acetate

INSTITUT MAX VON LAUE - PAUL LANGEVIN

$$H = \sum_{l=2,4,6} B_l^0 O_l^0 + \sum_{l=2,4} B_l^4 O_l^4$$

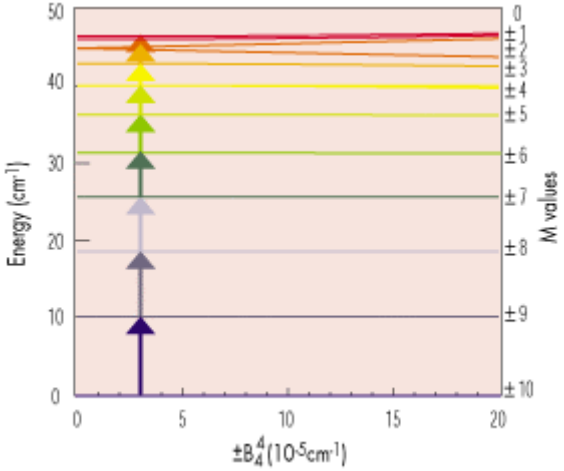

Calculated energy terms

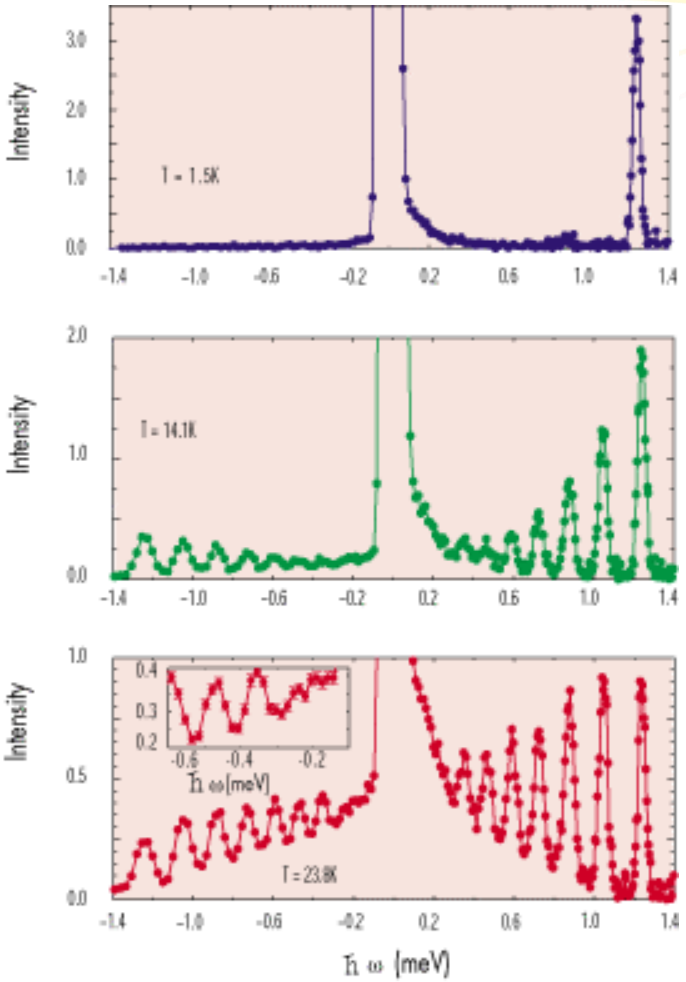

Neutron spectra

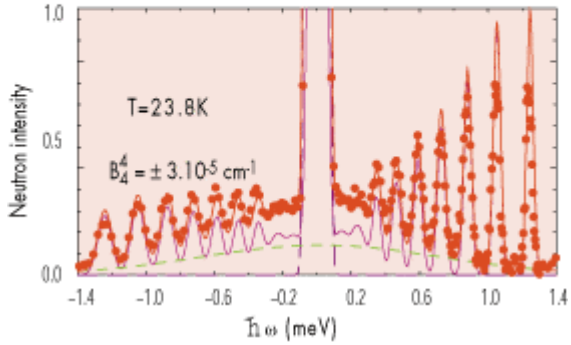

Fitted data with scattering from:

- energy levels
- elastic scattering
- incoherent background

I. Mirebeau *et al*., Phys. Rev. Lett. **83** (1999) 628
R. Bircher *et al*., Phys. Rev. B **70** (2004) 212413

Space-time correlations in Cr_8

INSTITUT MAX VON LAUE - PAUL LANGEVIN

NEUTRONS FOR SOCIETY

$$H = J\sum_{i=1}^{8} \mathbf{s}_i \cdot \mathbf{s}_{i+1}$$

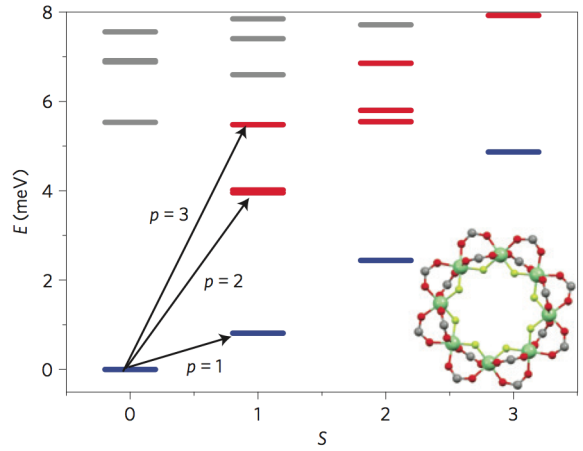

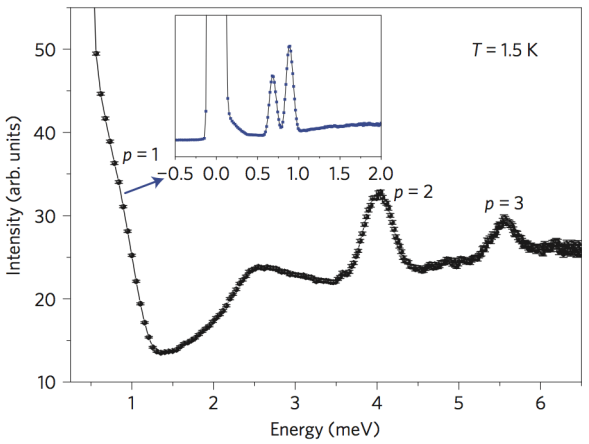

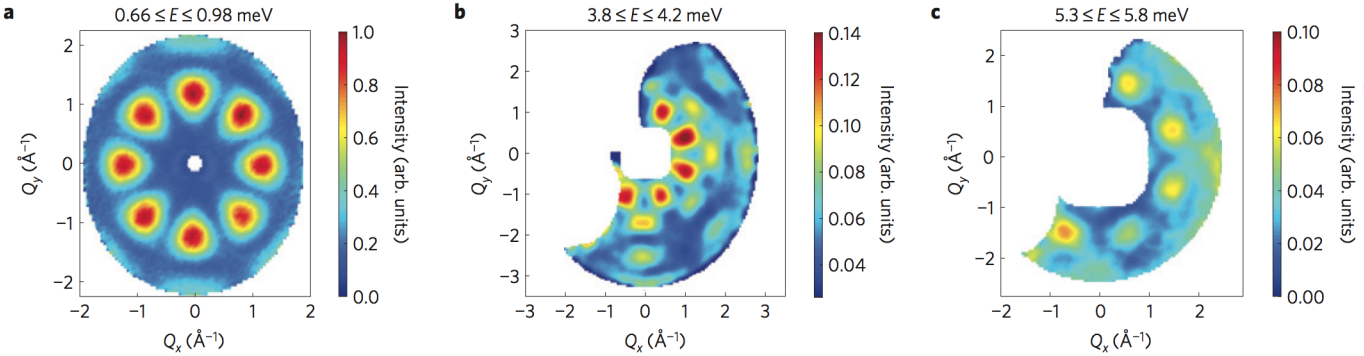

Data

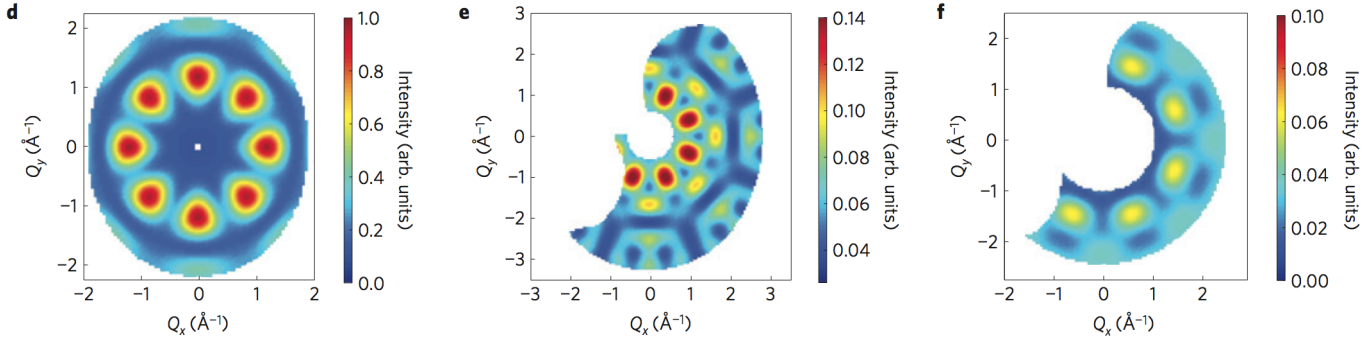

Fit

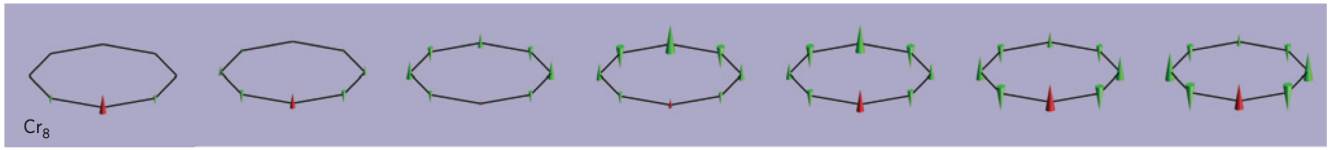

M. Baker *et al.*, Nature Phys. **8** (2012) 906

Spin waves and magnons

A simple Hamiltonian for spin waves is:

$$H = -J \sum_{i,j} \mathbf{s}_i \mathbf{s}_j$$

J is the magnetic exchange integral, which can be measured with neutrons.

Take a simple ferromagnet:

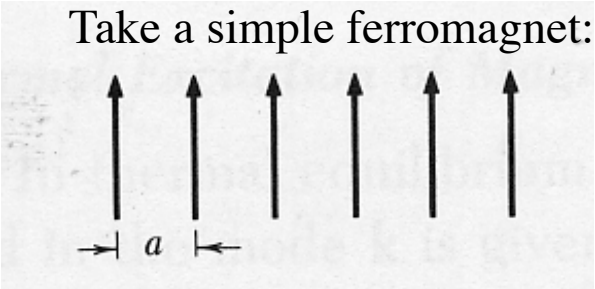

The spin waves might look like this:



Spin waves have a frequency (ω) and a wavevector (**q**)

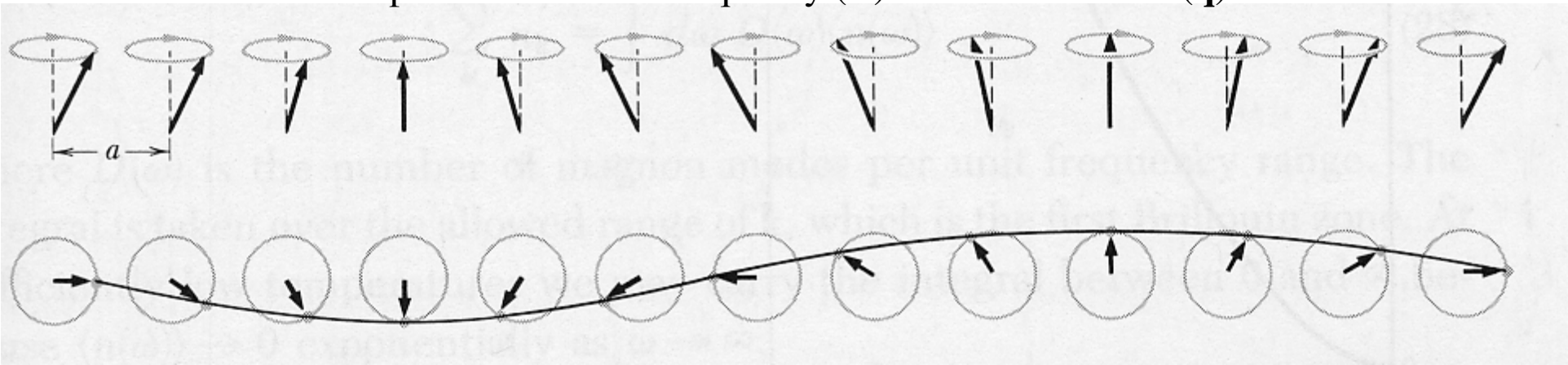

The frequency and wavevector of the waves are *directly measurable* with neutrons

Magnons

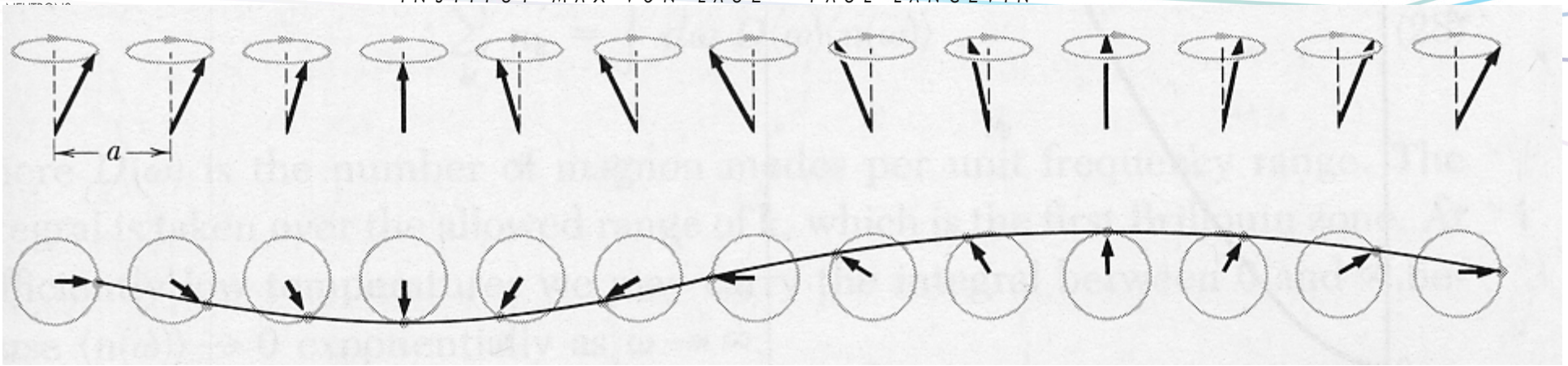

The Fourier Transform for a periodic function:

Each wavelength for the magnon has its own periodicity.
Each wavevector for the magnon has its own frequency (energy)

Magnons and reciprocal space

Reciprocal space

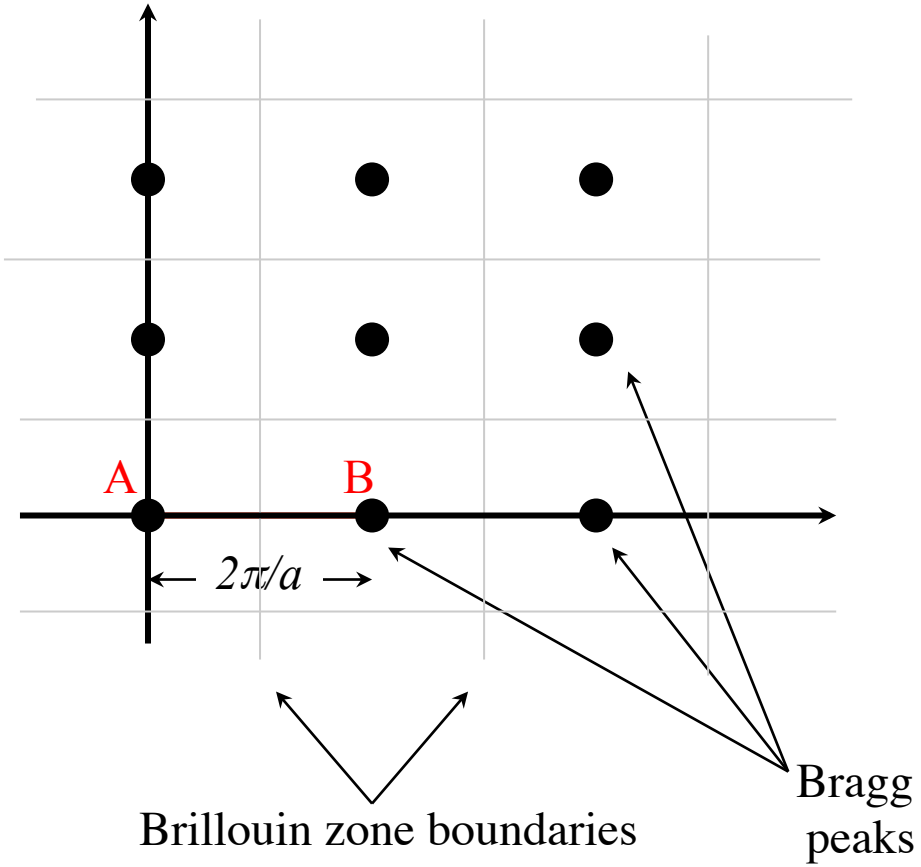

Spin wave dispersion

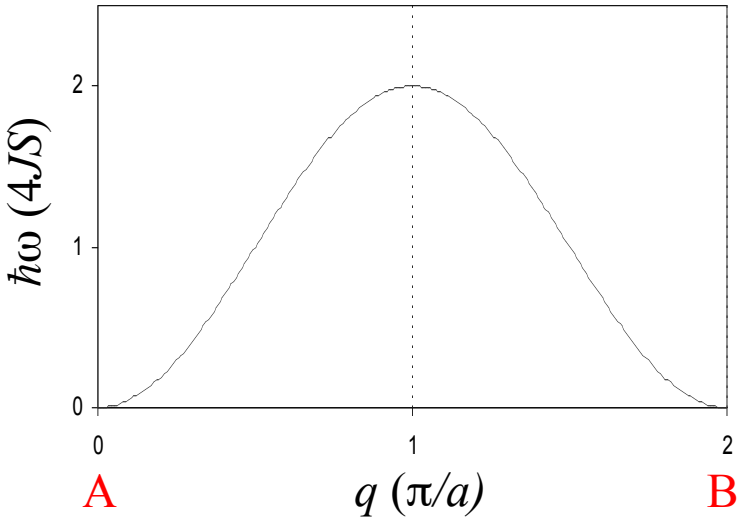

$$\hbar\omega = 4JS(1-\cos qa)$$
$$= Dq^2 \quad (\text{for } qa << 1)$$
$$D = 2JSa^2$$

C. Kittel, *Introduction to Solid State Physics*, 1996, Wiley, New York

F. Keffer, *Handbuch der Physik* vol 18II, 1966 Springer-Verlag, Berlin

Magnons in crystalline iron

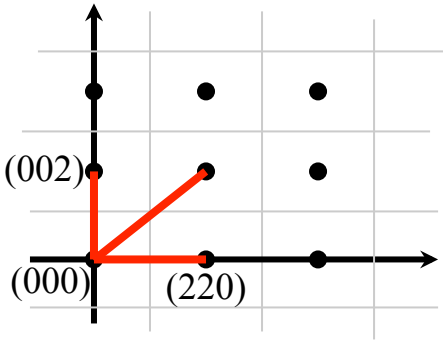

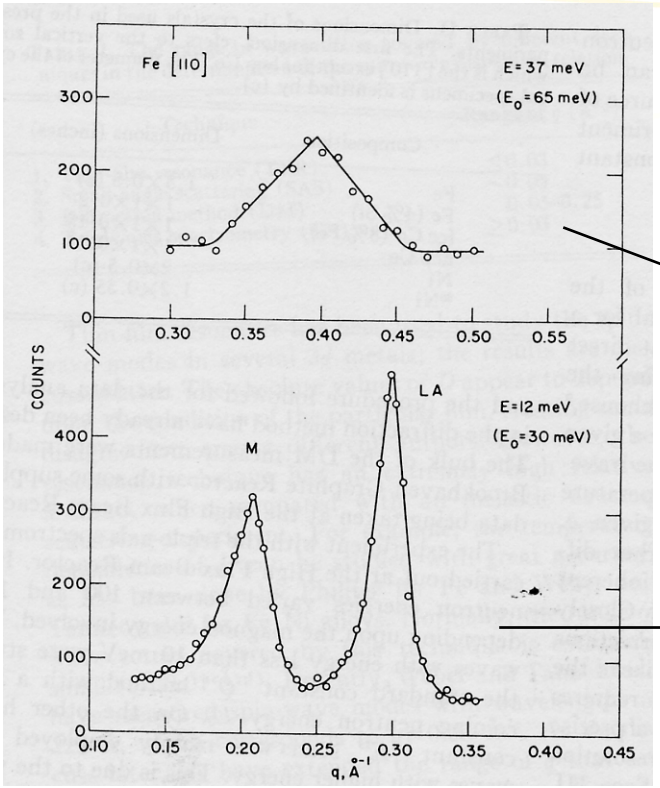

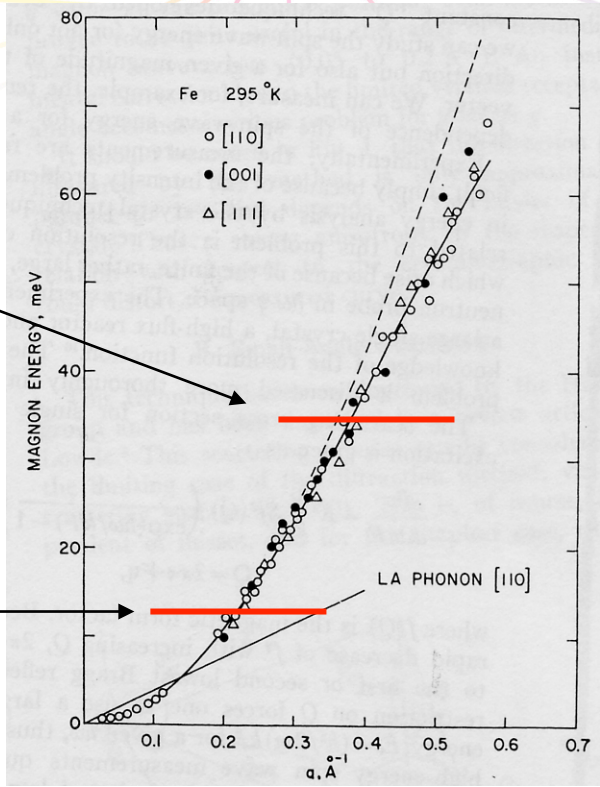

G. Shirane *et al.*, J. Appl. Phys. **39** (1968) 383

Magnetic excitations in $CuSO_4$

INSTITUT MAX VON LAUE - PAUL LANGEVIN



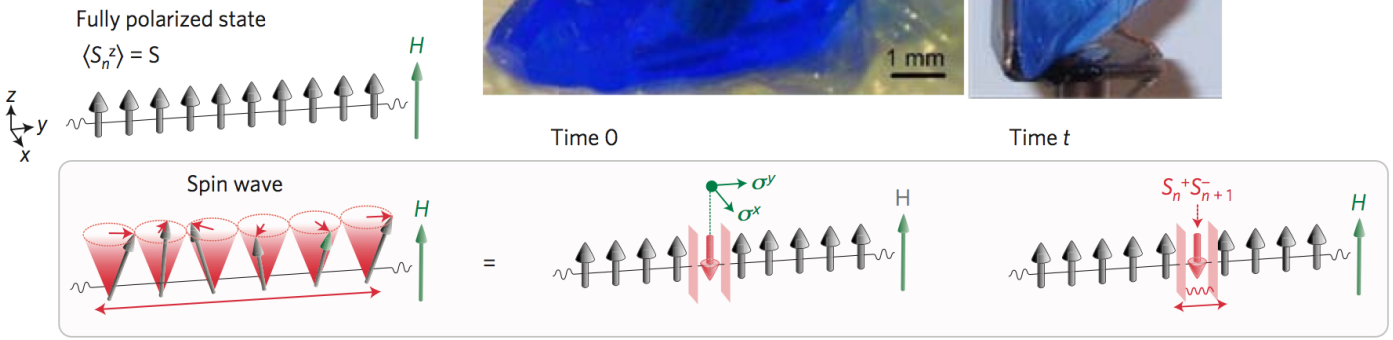

Gap in dispersion due to magnetic anisotropy

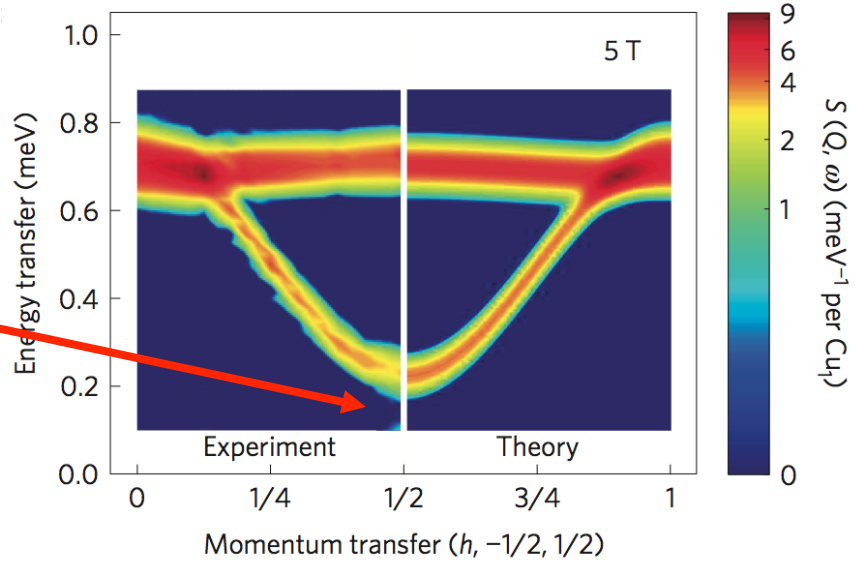

M. Mourigal *et al.*,

Nature Phys. **9** (2013) 435

Magnetic excitations in $CuSO_4$

INSTITUT MAX VON LAUE - PAUL LANGEVIN

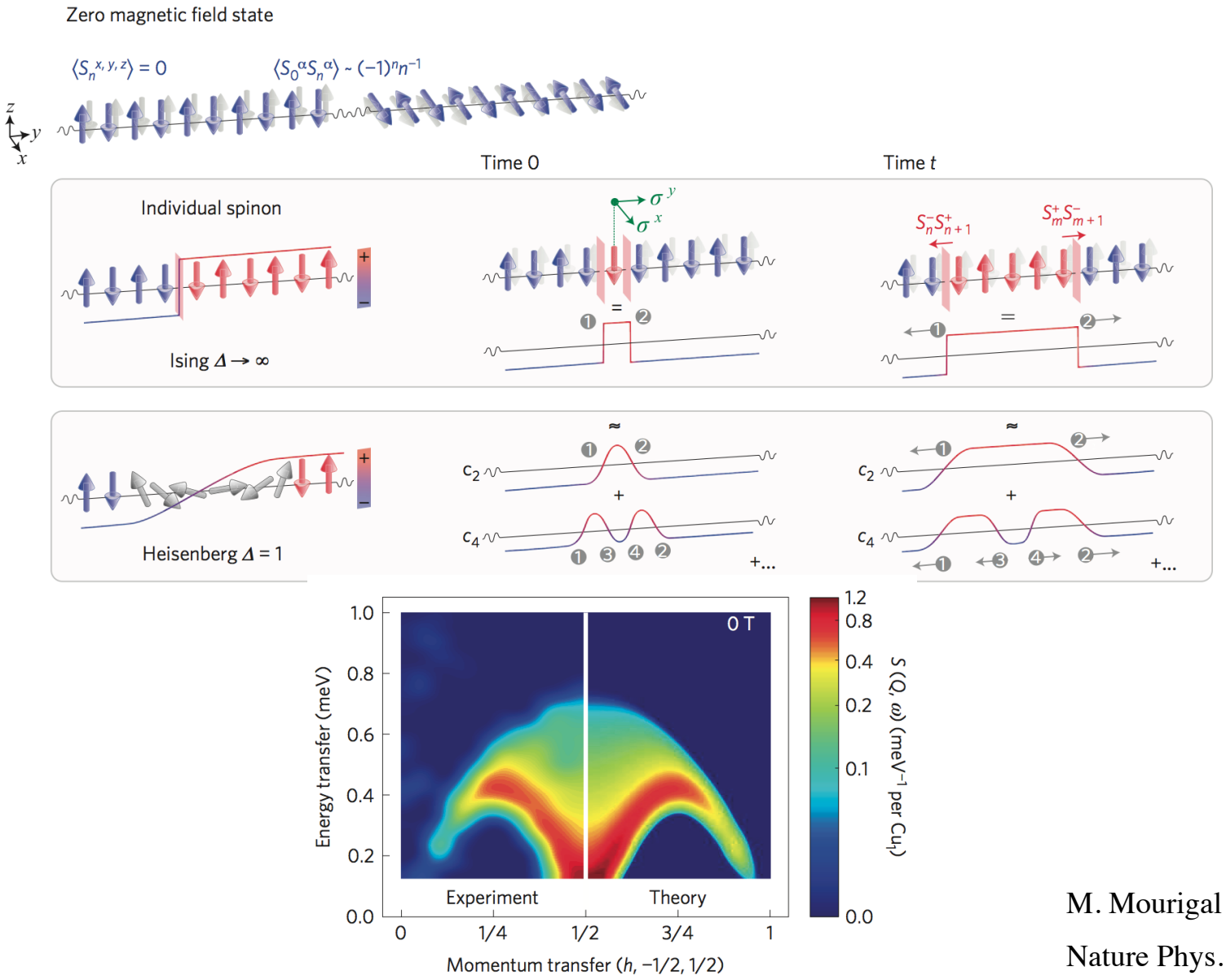

M. Mourigal *et al.*,

Nature Phys. **9** (2013) 435

Neutron scattering and magnetic susceptibility

Magnetic susceptibility is a fundamental property of a material. It is defined as:

$$\chi = \frac{M}{H}$$

In a magnetic system, **M** is a vector which varies as a function of space, **r**, and (due to fluctuations) as a function of time, *t*.
The time is related to the susceptibility by:

$$M_\alpha(t) \propto \chi_{\alpha\alpha}(\omega) H_{0\alpha} e^{-i\omega t} + \chi^*_{\alpha\alpha}(\omega) H^*_{0\alpha} e^{i\omega t}$$

The susceptibility is a complex tensor:

$$\chi_{\alpha\alpha}(\omega) = \chi'_{\alpha\alpha}(\omega) + i\chi''_{\alpha\alpha}(\omega)$$

The rate of energy gain is given by:

$$\frac{d\bar{E}}{dt} = -M_\alpha \frac{dH}{dt} \propto \chi''_{\alpha\alpha}(\omega)$$

and the inelastic cross-section is then related to a *generalized* susceptibility:

$$\frac{d^2\sigma}{d\Omega dE} \propto \frac{k'}{k} \sum_\alpha \frac{\chi''_{\alpha\alpha}(\mathbf{Q},\omega)}{\left(1 - e^{-\beta\hbar\omega}\right)}$$

T. J. Hicks, *Magnetism in disorder*, Oxford Unversity Press, Oxford, 1995
S. W. Lovesey, *Theory of neutron scattering from condensed matter*, Oxford University Press, Oxford, 1986

Spin excitations in $Sr_3Ru_2O_7$

$Sr_3Ru_2O_7$ is from a family of materials that are low-dimensional magnetic, and superconductors

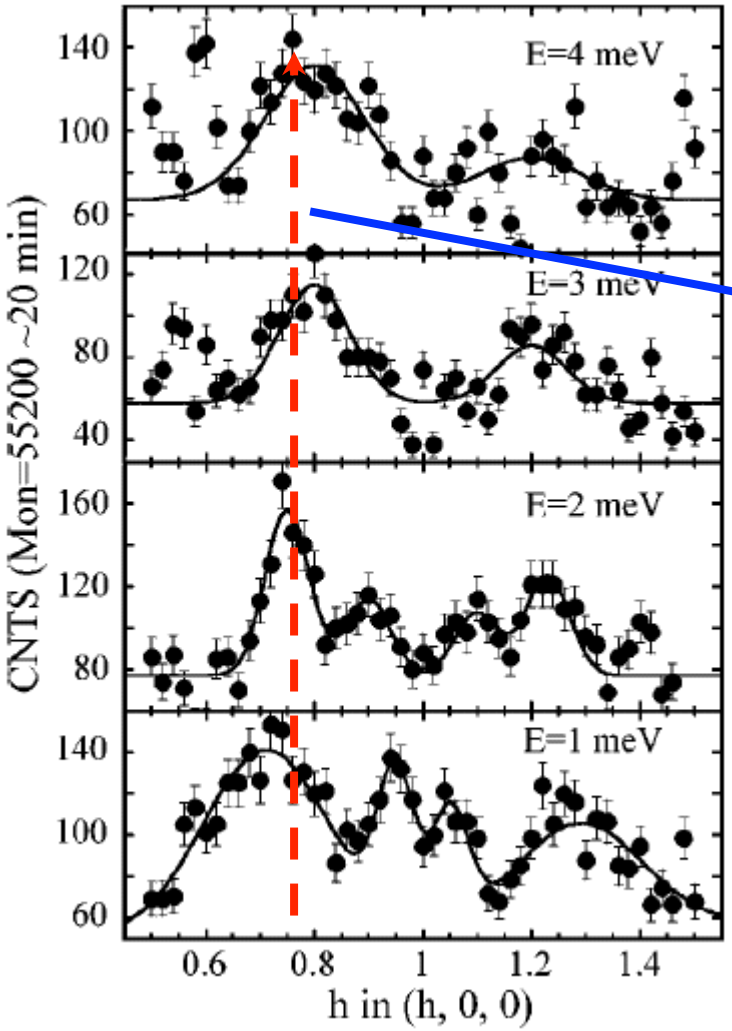

Inelastic neutron scattering at 1.5K

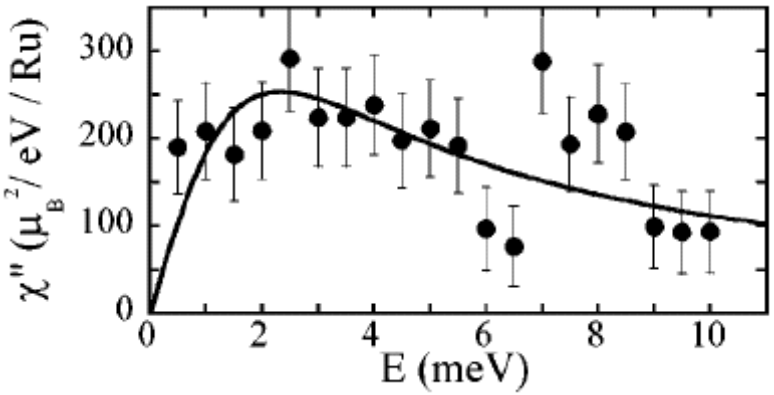

Susceptibility

L. Capogna *et al.*, Phys. Rev. B. **87** (1998) 143

Temperature dependence of the spin excitations in $Sr_3Ru_2O_7$

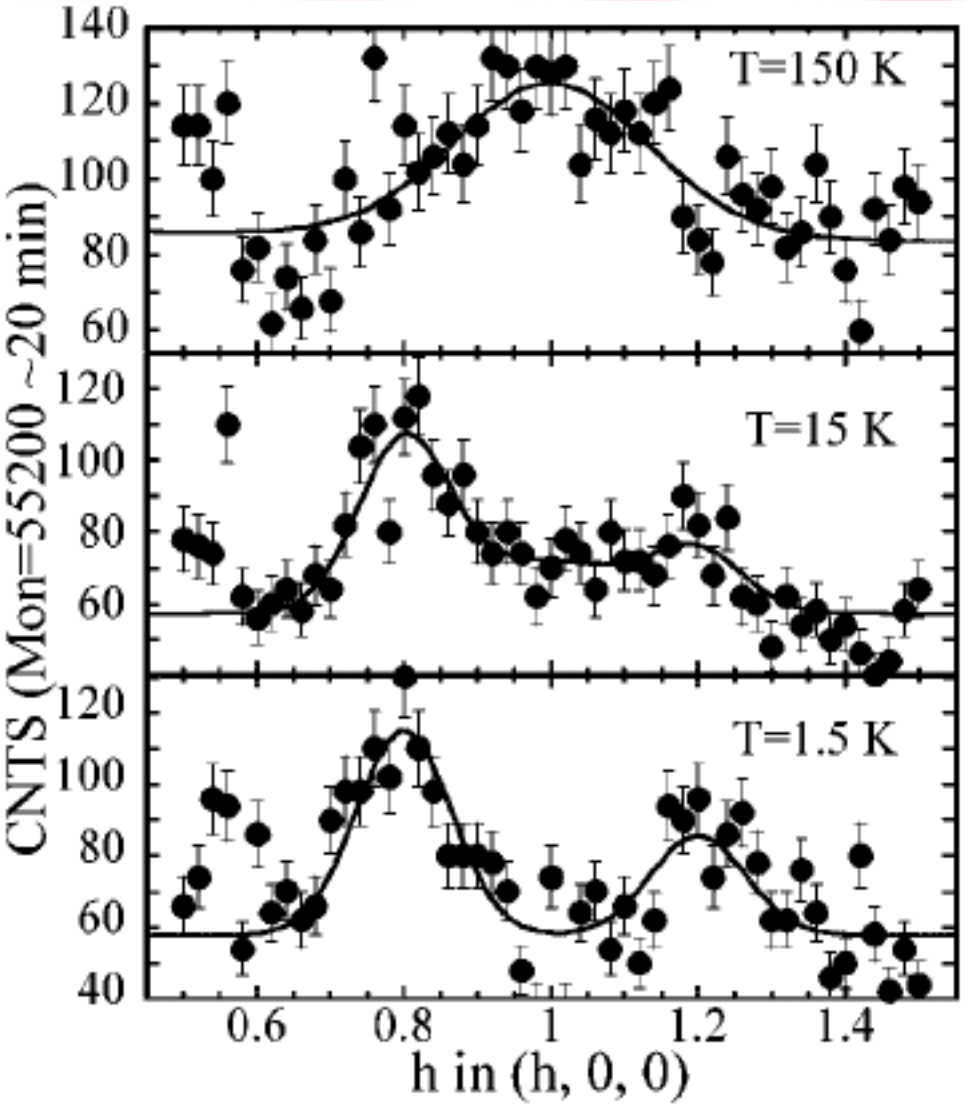

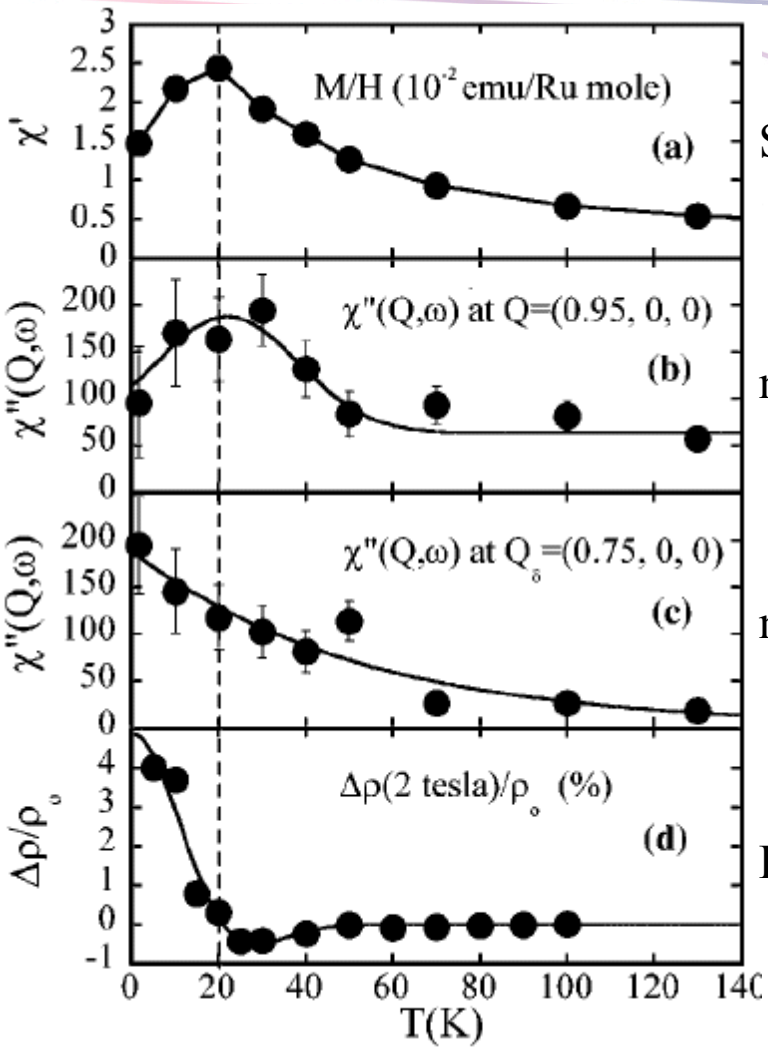

SQUID

neutrons

neutrons

Resistivity

L. Capogna *et al.*, Phys. Rev. B **87** (1998) 143

Magnetic phase transitions

INSTITUT MAX VON LAUE - PAUL LANGEVIN

The magnetic structure of a simple ferromagnet as a function of temperature

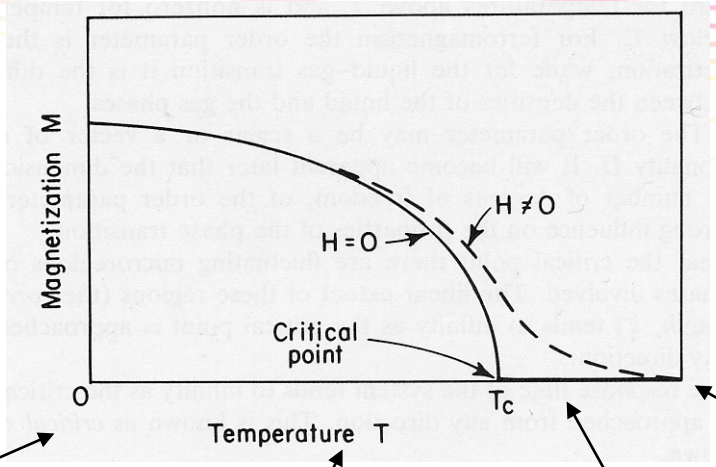

Time-average
$(\hbar\omega = 0)$

Snapshot

$(\int_{-\infty}^{\infty} \hbar\omega)$

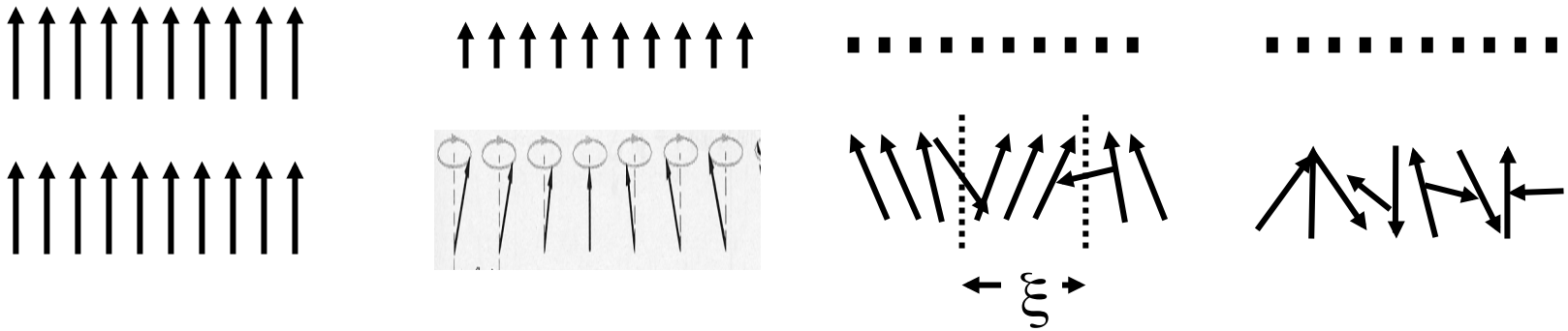

Renormalization theory and universality:

$M(T) \propto (T\text{-}T_N)^{-\beta}$ $\xi(T) \propto (T\text{-}T_N)^{-\nu}$

M. F. Collins, *Magnetic critical scattering*, 1989, Oxford University, Oxford

Magnetic critical scattering in $MnPS_3$

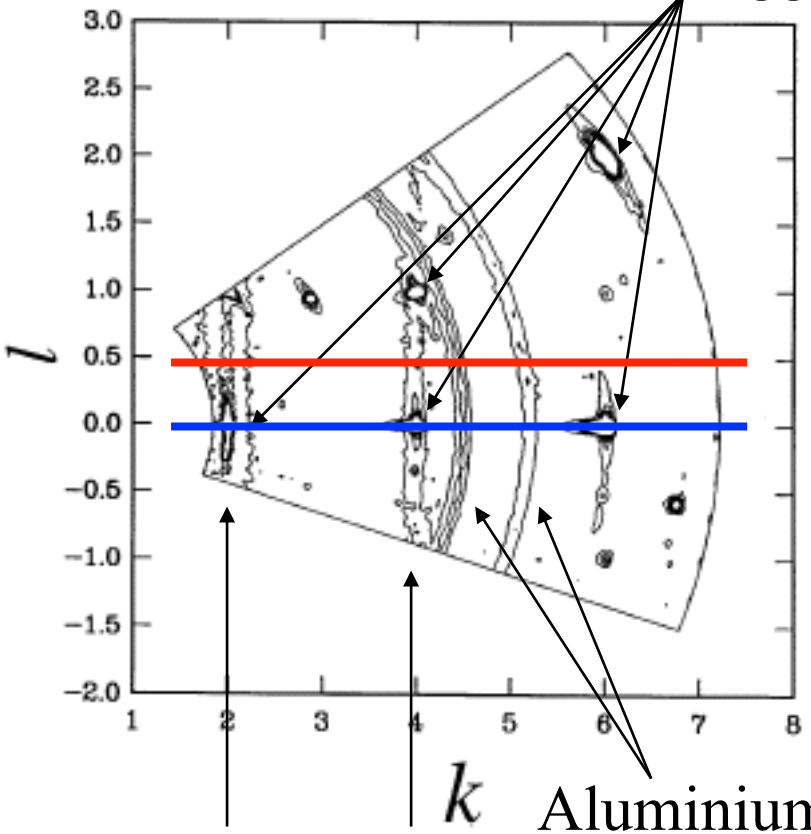

Bragg peaks

Aluminium peaks

Critical scattering

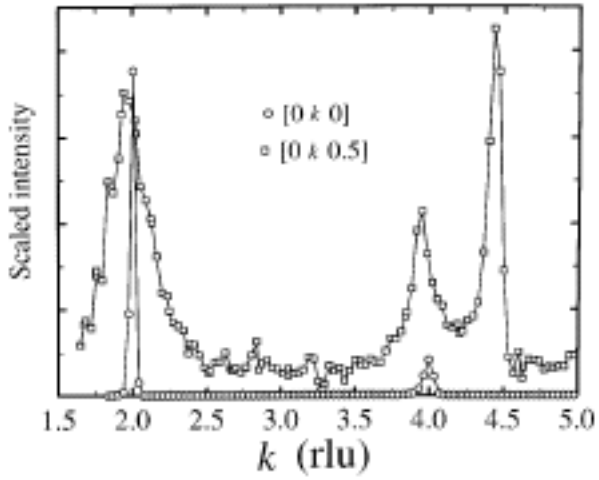

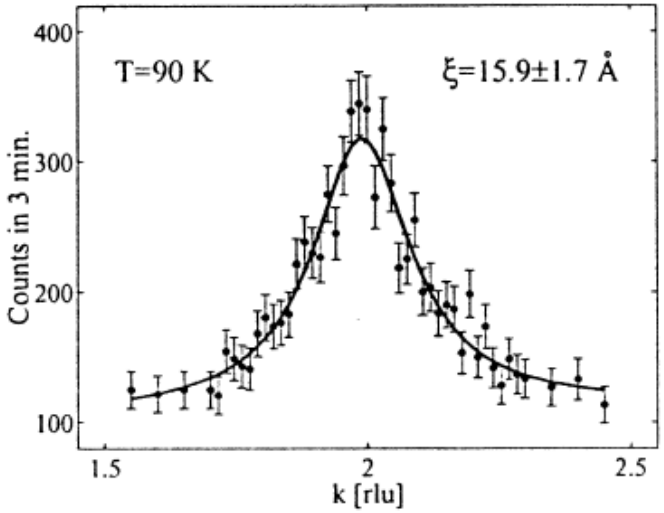

A.R. Wildes *et al*., J. Magn. Magn. Mater. **87** (1998) 143

Fourier Transforms $F(\mathbf{Q}) = \int f(\mathbf{r}) e^{i\mathbf{Q}\cdot\mathbf{r}} \cdot d\mathbf{r}$

INSTITUT MAX VON LAUE - PAUL LANGEVIN

NEUTRONS FOR SOCIETY

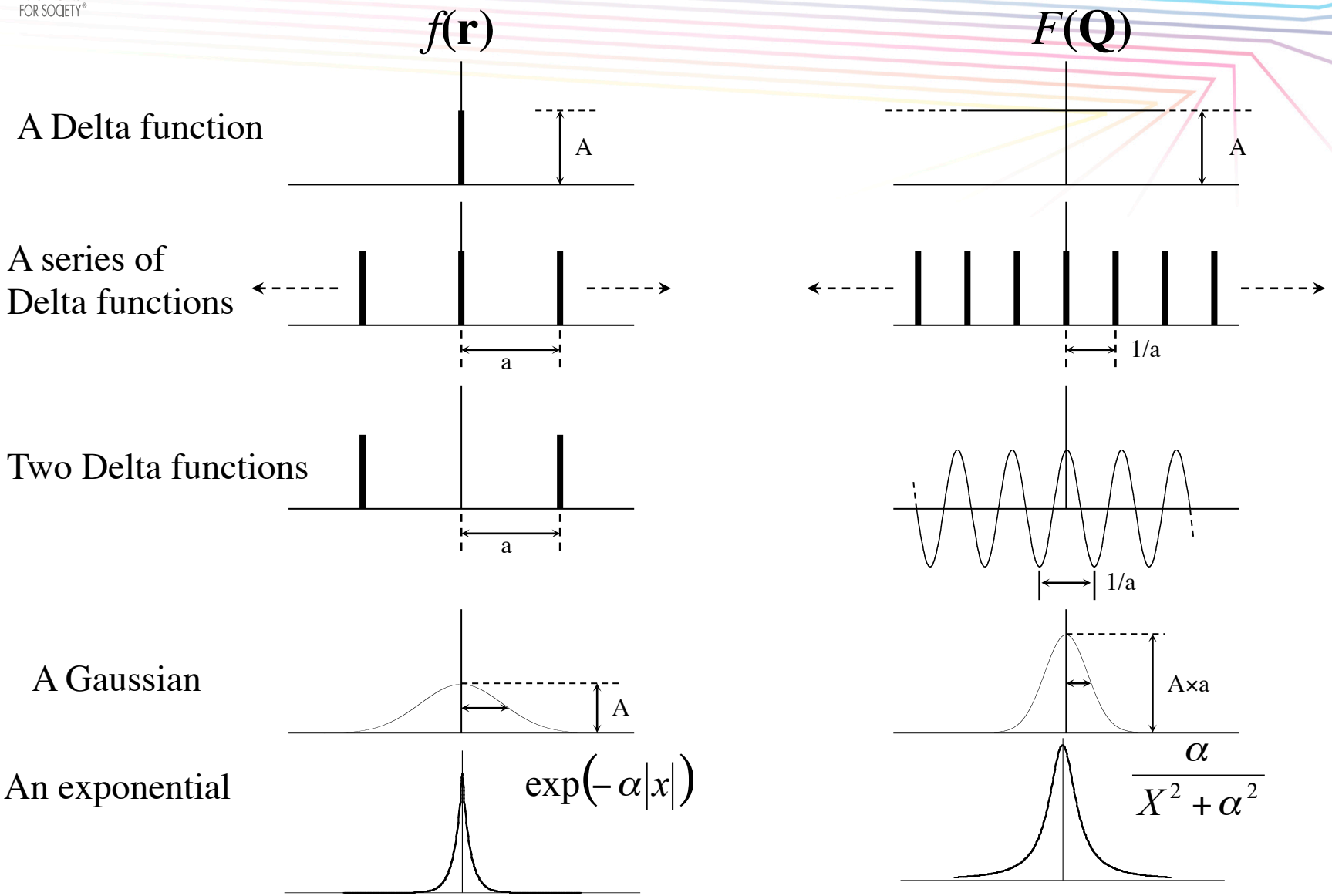

Magnetic critical scattering in $MnPS_3$

INSTITUT MAX VON LAUE - PAUL LANGEVIN

Correlation length

(from the widths of the rods, *energy integrated*)

H.M. Rønnow *et al.*, Physica B **276-278** (2000) 676

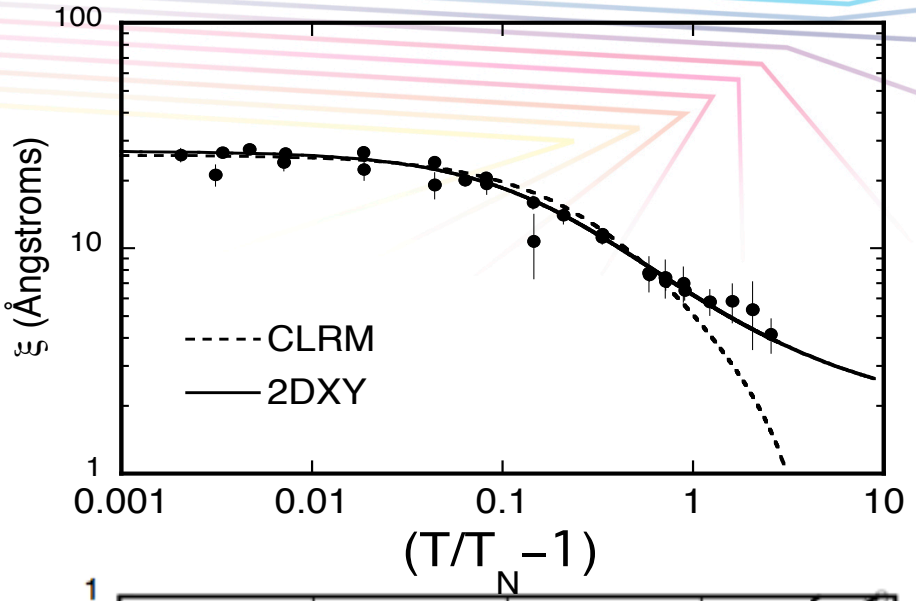

Sublattice magnetization

(from the intensities of the Bragg peaks, *zero energy transfer*)

A. R. Wildes *et al.*, PRB **74** (2006) 094422

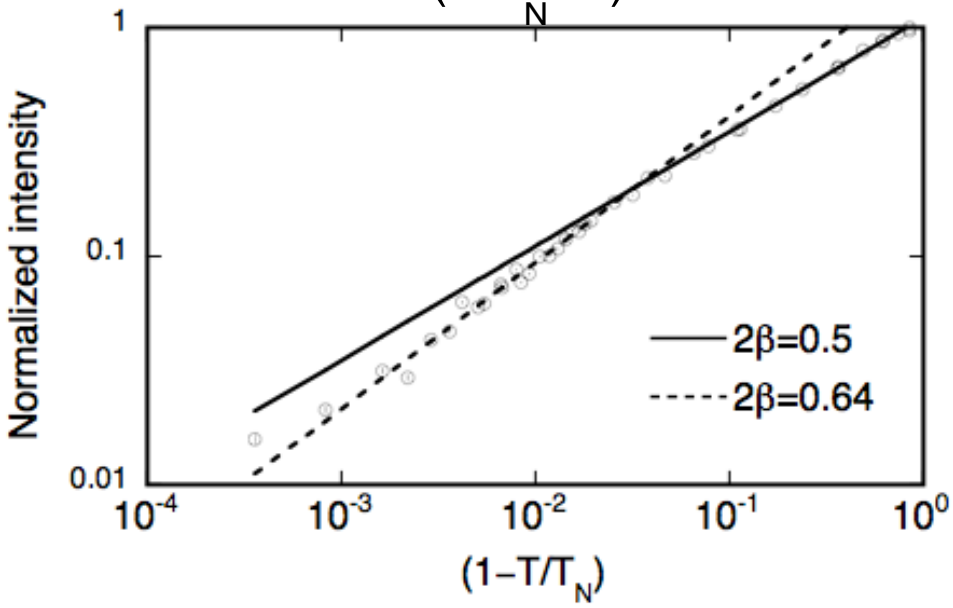

Elastic scattering

NEUTRONS FOR SOCIETY

$$\frac{d\sigma}{d\Omega} = \left(\frac{m_n}{2\pi\hbar^2}\right)^2 \sum_{\xi',s'} p_s \left|\langle \boldsymbol{k}',s'|\hat{V}(\mathbf{r})|\boldsymbol{k},s\rangle\right|^2$$

$$\propto \underbrace{\int \left|\langle \hat{V} \rangle\right|^2 e^{i\mathbf{Q}\cdot\mathbf{r}} \cdot d\mathbf{r}}_{\text{The contribution from the average structure of the sample: } \textit{Long-range} \text{ order}} + \underbrace{\left(\left|\langle \hat{V}^2 \rangle\right| - \left|\langle \hat{V} \rangle\right|^2\right) \int z(\mathbf{r}) e^{i\mathbf{Q}\cdot\mathbf{r}} \cdot d\mathbf{r}}_{\text{The contribution from deviations from the average structure: } \textit{Short-range} \text{ order}}$$

Diffuse scattering from a paramagnet

An ideal paramagnet has no correlation in space *or* time

Fourier transforms

A Delta function

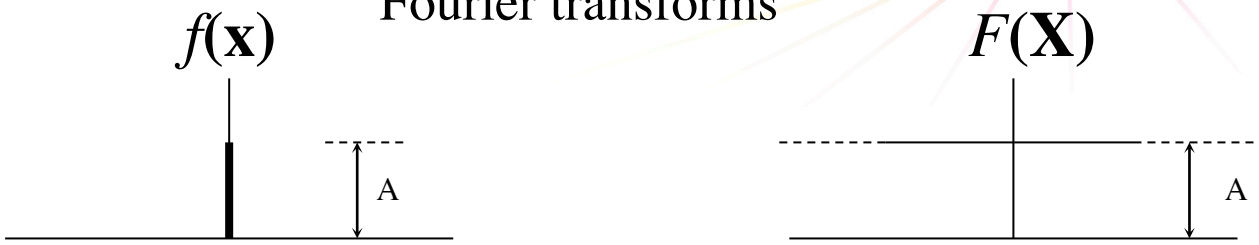

For a paramagnet, $z(\mathbf{r}) = \delta(r)$, and must *integrate* over energy

$$\frac{d\sigma^{\pm\mp}}{d\Omega} \propto \frac{2}{3} f^2(Q) S(S+1)$$

Paramagnetic scattering from MnF_2

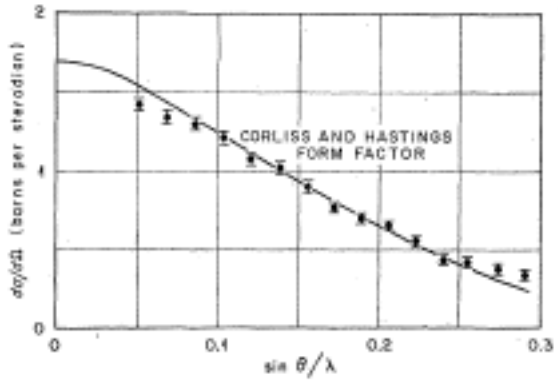

R. M. Moon, T. Riste and W. K. Koehler, Phys. Rev. **181** (1969) 920

Diffuse scattering from a paramagnet

INSTITUT MAX VON LAUE - PAUL LANGEVIN

Paramagnets/spin glasses always have some correlations, particularly in time

An exponential

$f(\mathbf{x})$ $\exp(-\alpha|x|)$

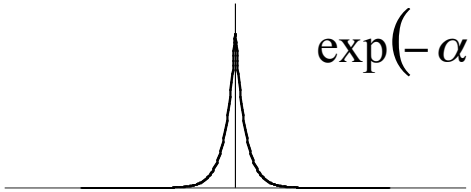

$F(\mathbf{X})$ $\dfrac{\alpha}{X^2+\alpha^2}$

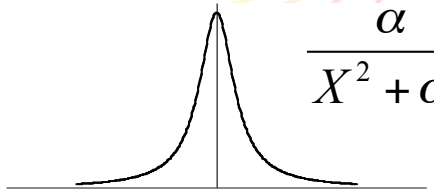

Points taken from bulk susceptibility

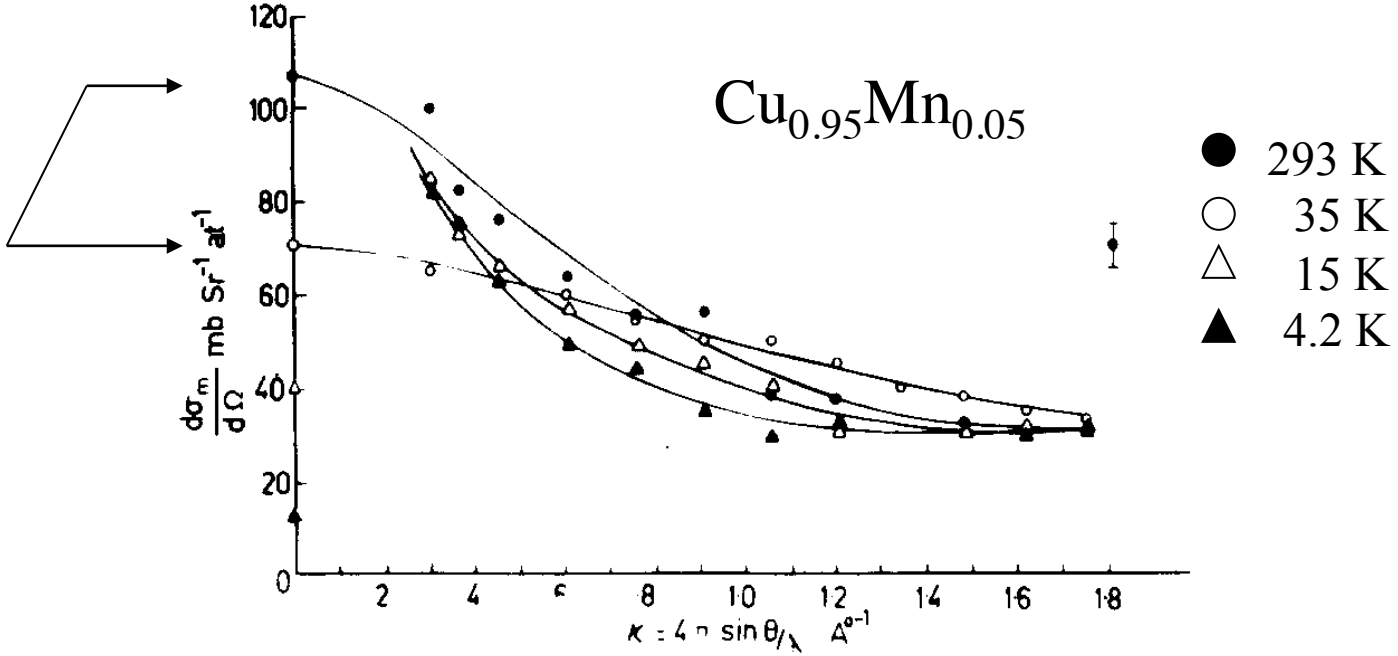

N. Ahmed and T. J. Hicks, Solid State Comm. **15** (1974) 415

T. J. Hicks, *Magnetism in disorder*, 1995, Clarendon, Oxford

Neutrons and bulk susceptibility

If neutrons measure the generalized susceptibility,
it must be possible to convert between bulk susceptibility measurements and neutron cross-sections.
This can be done using the Kramers-Krönig relation:

$$\int d\omega \frac{\chi''(\mathbf{Q},\omega)}{\omega} = \pi\chi'(\mathbf{Q},\omega)$$

Integrate the neutron scattering over all energies:

$$\frac{d\sigma}{d\Omega} = \int \hbar\, d\omega \left(\frac{d^2\sigma}{d\Omega d\omega} \right)$$

$$\propto k_B T \sum_{\alpha} \chi'_{\alpha\alpha}(\mathbf{Q},0)$$

Bulk susceptibility measures the real part of the susceptibility.
Bulk susceptibility averages over all the sample, which is equivalent to $\mathbf{Q} = 0$.

$$i.e. \frac{d\sigma}{d\Omega}(\mathbf{Q}=0) \propto k_B T \chi'$$

Bulk susceptibility can be put as a point on a neutron scattering plot!

Diffuse scattering and short-ranged order

$$\left(\left|\left\langle \hat{V}^2 \right\rangle\right| - \left|\left\langle \hat{V} \right\rangle\right|^2\right) \int z(\mathbf{r}) e^{i\mathbf{Q}\cdot\mathbf{r}} \cdot d\mathbf{r}$$

Take a magnetic moment at the origin.

$z(\mathbf{r})$ describes the probability of finding the same moment at position $\mathbf{r}$.

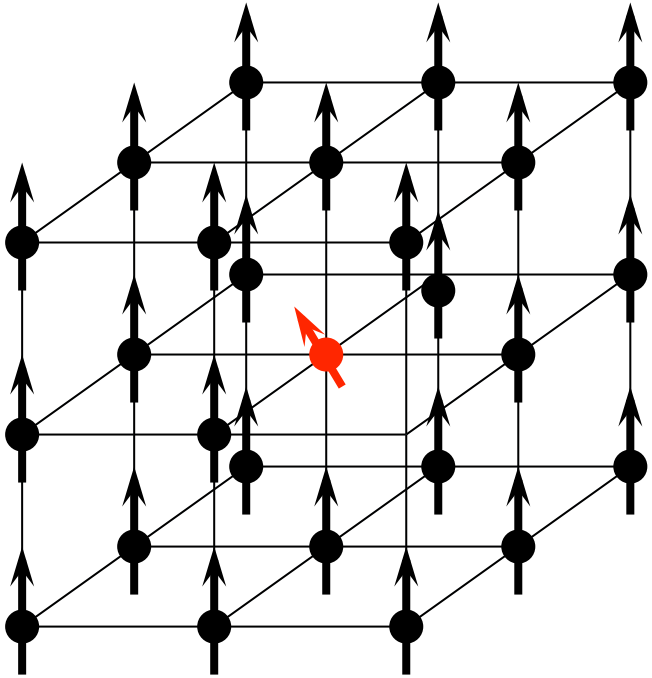

Diffuse scattering and short-ranged order

“Short-ranged” order can still extend over many nanometres

Calculation of the magnetic structure of $Ni_{0.65}Fe_{0.35}$



256 atoms, Yang *et al*. J. Appl. Phys. **81** (1997) 3973

Isotropic Fourier Transforms

Most magnetic diffuse scattering experiments are done on powders

In the case of scattering that is isotropic in three dimensions:

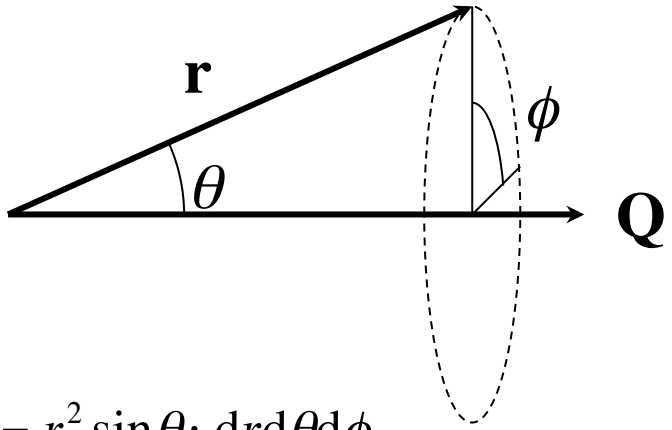

$$d\mathbf{r} = r^2 \sin\theta \cdot dr d\theta d\phi$$

$$\mathbf{Q} \cdot \mathbf{r} = Qr\cos\theta$$

$$\int_{-\infty}^{\infty} f(\mathbf{Q}) \exp(i\mathbf{Q} \cdot \mathbf{r}) \cdot d\mathbf{r} = 4\pi \int_{0}^{\infty} r^2 f(r) \frac{\sin Qr}{Qr} \cdot dr$$

Diffuse scattering and short-ranged order

$$\left(\left|\left\langle \hat{V}^2 \right\rangle\right| - \left|\left\langle \hat{V} \right\rangle\right|^2\right) \int z(\mathbf{r}) e^{i\mathbf{Q}\cdot\mathbf{r}} \cdot d\mathbf{r}$$

In a crystalline material the integral becomes a sum over neighbours

$$\propto S(S+1) + \sum_{R_n} \left\langle \mathbf{S}_0 \cdot \mathbf{S}_{R_n} \right\rangle \frac{\sin(QR_n)}{QR_n}$$

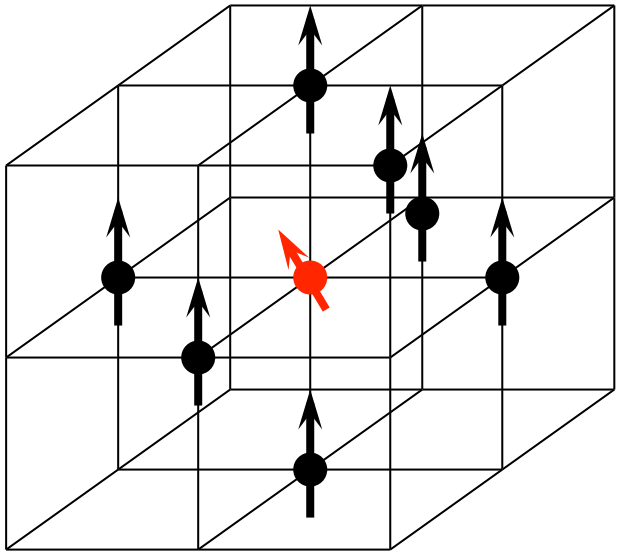

First nearest neighbour shell

Diffuse scattering and short-ranged order

$$\left(\left|\left\langle \hat{V}^2 \right\rangle\right| - \left|\left\langle \hat{V} \right\rangle\right|^2\right) \int z(\mathbf{r}) e^{i\mathbf{Q}\cdot\mathbf{r}} \cdot d\mathbf{r}$$

In a crystalline material the integral becomes a sum over neighbours

$$\propto S(S+1) + \sum_{R_n} \left\langle \mathbf{S}_0 \cdot \mathbf{S}_{R_n} \right\rangle \frac{\sin(QR_n)}{QR_n}$$

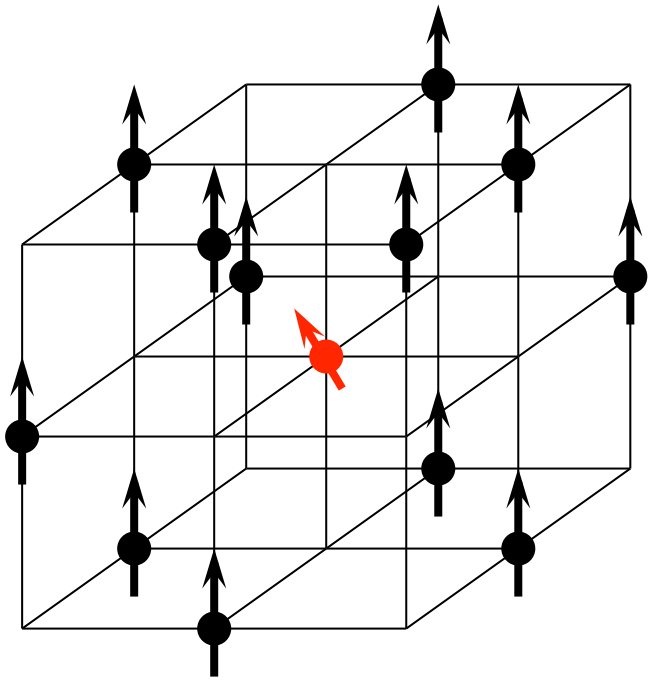

Second nearest neighbour shell
(note: already out of the box!)

Diffuse scattering and short-ranged order

$$\left(\left|\left\langle \hat{V}^2 \right\rangle\right| - \left|\left\langle \hat{V} \right\rangle\right|^2\right) \int z(\mathbf{r}) e^{i\mathbf{Q}\cdot\mathbf{r}} \cdot d\mathbf{r}$$

In a crystalline material the integral becomes a sum over neighbours

$$\propto S(S+1) + \sum_{R_n} \left\langle \mathbf{S}_0 \cdot \mathbf{S}_{R_n} \right\rangle \frac{\sin(QR_n)}{QR_n}$$

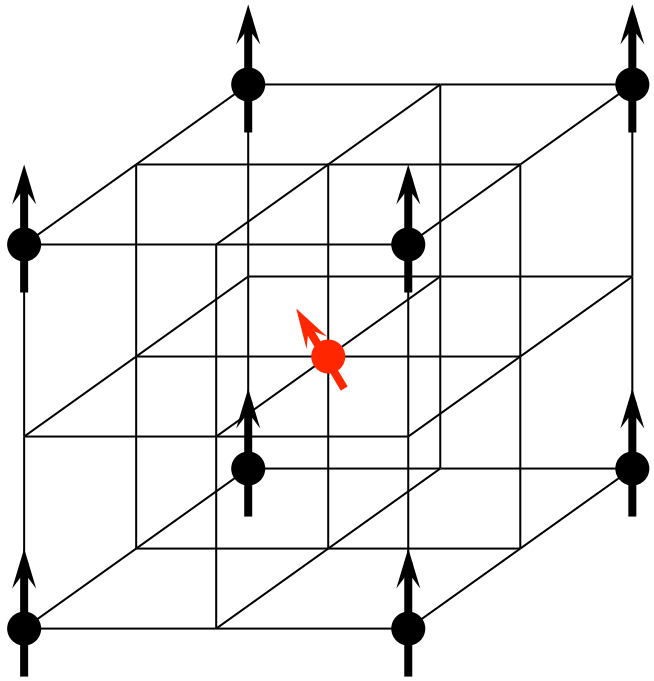

Third nearest neighbour shell
(note: already out of the box!)

Short-range order in β-MnAl

$$\left(\left|\left\langle \hat{V}^2 \right\rangle\right| - \left|\left\langle \hat{V} \right\rangle\right|^2\right) \int z(\mathbf{r}) e^{i\mathbf{Q}\cdot\mathbf{r}} \cdot d\mathbf{r}$$

$$\propto S(S+1) + \sum_{R_n} \left\langle \mathbf{S}_0 \cdot \mathbf{S}_{R_n} \right\rangle \frac{\sin(QR_n)}{QR_n}$$

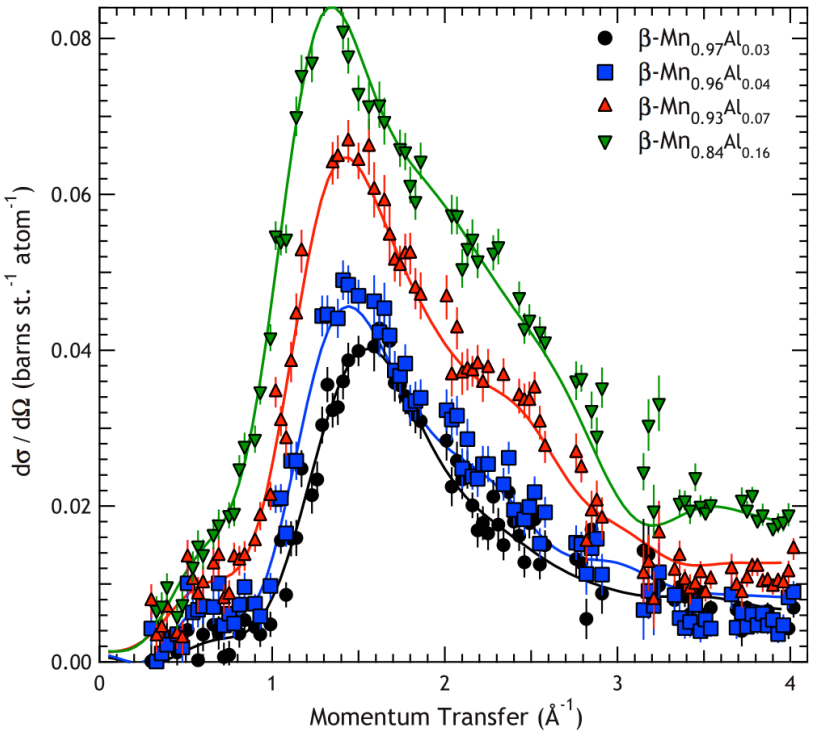

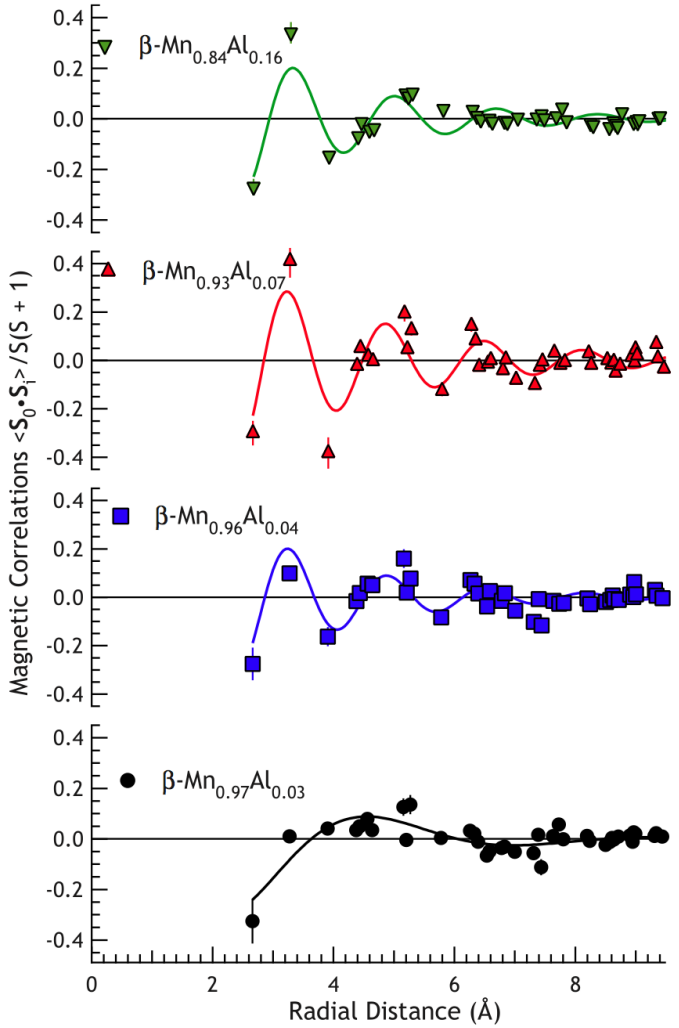

J. R. Stewart *et al.*, Phys. Rev. B **78** (2008) 014428

Diffuse scattering from $Ho_2Ti_2O_7$

$Ho_2Ti_2O_7$ is a 'spin-ice' compound

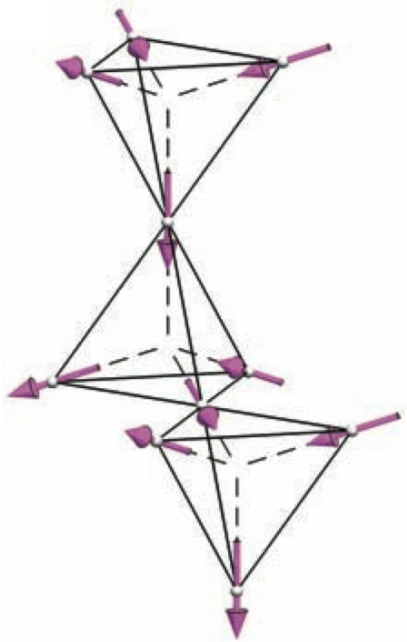

T. Fennell *et al*., Science **326** (2009) 1177582

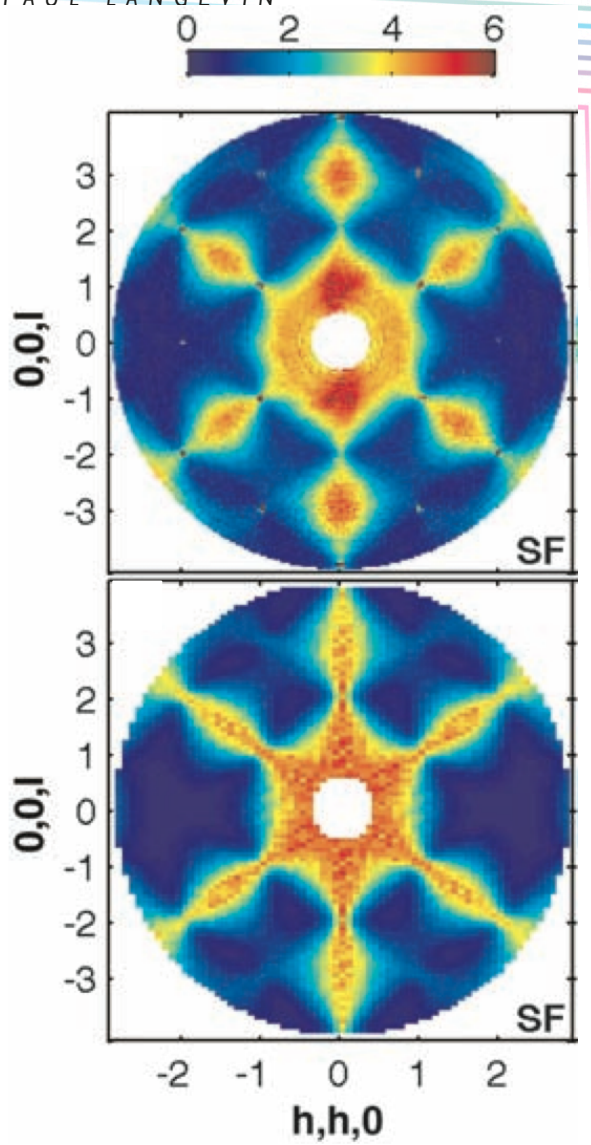

Data

Calculation

Diffuse scattering in $Mn_{0.8}Co_{0.2}$

INSTITUT MAX VON LAUE - PAUL LANGEVIN

Use of "Reverse Monte-Carlo" to fit data

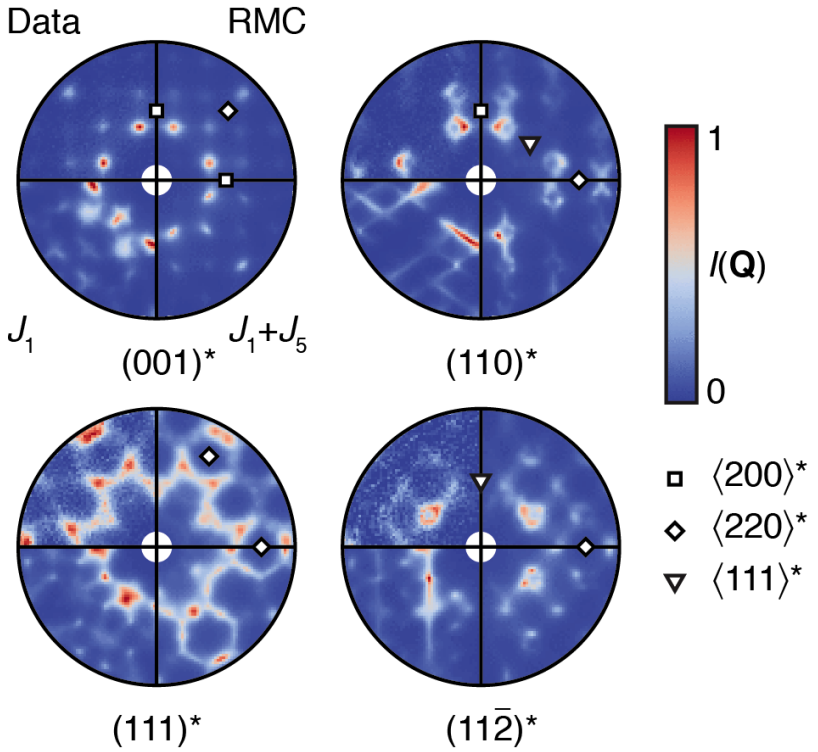

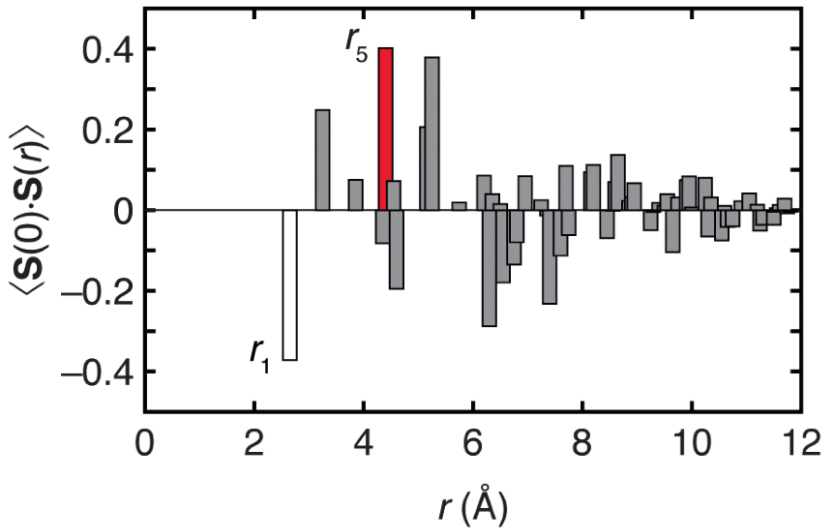

J. A. M. Paddison *et al.*, PRL **110** (2013) 267207

Conclusions

- Learn your Fourier transforms (for space *and* time)
- Neutron scattering can measure a susceptibility
- Be conscious of the relationship between time and energy, particularly for diffuse scattering
- Analysing diffuse scattering is non-trivial.